

Technical sheet :

# 160 ATJ E

OXYGEN



 **MANITOU**  
HANDLING YOUR WORLD

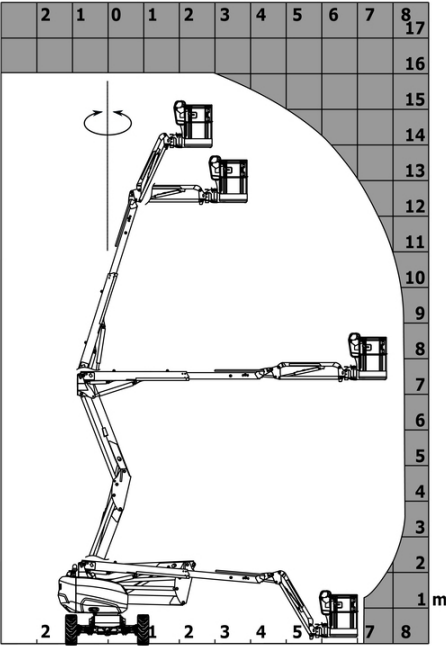
Capacities		Metric
Working height	h21	16.03 m
Platform height	h7	14.05 m
Max. outreach		8.11 m
Overhang		7.43 m
Pendular arm rotation (left / right)		90 ° / 90 °
Pendular arm rotation (top / bottom)		+65 ° / -59.50 °
Platform capacity	Q	250 kg
Turret rotation		350 °
Platform rotation (right / left)		90 ° / 90 °
Number of people (indoor / outdoor)		2 / 2
Weight and dimensions		
Platform weight*		6784 kg
Platform dimensions (length x width)	lp / ep	1.80 m x 0.76 m
Floor height (access)	h20	0.46 m
Overall length	l1	6.50 m
Overall width	b1	2.32 m
Overall height	h17	2.39 m
Overall length (stowed)	l9	4.48 m
Overall height (stowed)	h18 ***	2.77 m
Counterweight offset (turret at 90Å°)	a7	0.85 m
Counterweight Oversize / Reach		0.26 m
External turning radius	Wa3	3.75 m
Ground clearance at centre of wheelbase	m2	0.35 m
Wheelbase	y	2.30 m
Performances		
Drive speed - stowed		5.20 km/h
Drive speed - raised		0.70 km/h
Gradeability		45 %
Permissible leveling		5 °
Wheels		
Tires type		Foam Filled Non Marking
Standard tires		840 x 295 mm / 33x12 D610
Drive wheels (front / rear)		2 / 2
Steering wheels (front / rear)		2 / 2
Braking wheels (front / rear)		0 / 2
Engine/Battery		
Battery voltage		48 V
Battery nominal voltage / capacity		48 V / 480 Ah
Battery energy		23 kWh
On-board charger (V / A)		48 V / 60 A
Miscellaneous		
Number of cycles with STD Battery (HIRD)		58
Ground Pressure		13 dan/cm2
Hydraulic Pressure		250 bar
Hydraulic tank capacity		24 l
Sound pressure level (platform work station) (LpA)		70 dB
Vibration on hands/arms		< 2.50 m/s <sup>2</sup>
Standards compliance		
This machine is in compliance with:		European directives: 2006/42/EC- Machinery (revised EN280:2013) - 2004/108/EC (EMC) - 2006/95/EC (Low voltage)

\*Varies according to options and standards of the country to which the machine is delivered

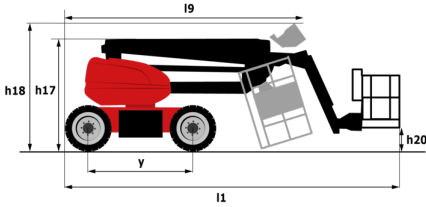
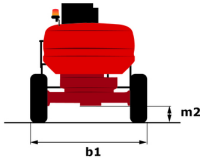
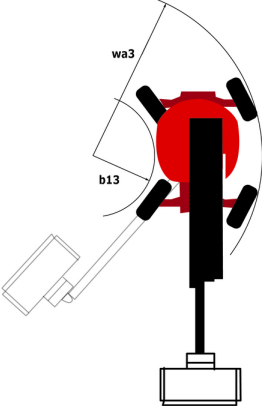
\*\* According to "REDUCE cycle"

160 ATJ e - Load chart

Load Chart for MEWP Metric



160 ATJ e - Dimensional drawing



# Equipment

## Standard

220V predisposition in the platform  
 4 simultaneous movements  
 4 wheel drive  
 4 wheel steer with crab mode  
 Audible alarm and illuminated indicator lamp (leveling, overload, lowering)  
 Backup electrical pump  
 CAN bus technology  
 Dead man pedal  
 Differential locking on rear axle  
 Easy Link with 2 year Service  
 Easy Manager  
 Emergency stop button in platform and on frame  
 Front axle with limited slip  
 Fully galvanized basket with demountable floor  
 Galvanized basket 1,800 mm  
 Hom in the platform  
 Hour meter  
 LED rotating beacon  
 Large color screen on turret  
 Leveling unlocking  
 Load sensing pump  
 Oscillating front axle  
 Reserve mode  
 Screen information in the basket  
 Simplified lifting system without spreader bar  
 Slings and securing rings  
 Steer and rotate

## Optional

110 V electric plug 16A  
 Audio warning on all motion  
 Audio warning on all motion - White noise  
 Audio warning on movement  
 Audio warning on translation - White noise  
 Biodegradable hydraulic oil - Grade 32  
 Bottom screen protection  
 Continuous turret rotation  
 Digicode anti-theft device  
 Earthing and shortcircuiting pre-fitting (Bolted ball)  
 Easy Link - With access control keypad  
 Easy link with remote lock  
 Electric centralized filling  
 External pneumatic supply source  
 Foam-filled tires 914 x 381 mm / 36X15D610  
 Fully galvanized basket 1800mm / 5'11" with lateral door  
 Galvanized basket 2,100 mm  
 Galvanized basket 2.100 mm / 6'11" with lateral door  
 Hydraulic oil heater  
 Iron wheel package  
 Key lock on turret cover  
 Lighting pack  
 Locking the telescope by parameter setting  
 Non-marking Foam Inflated Tires 914 x 381 mm / 36x15D610  
 OSS - Operation Safety System  
 Personalized paintwork  
 Rail protection  
 Safety kit - Harness + helmet  
 Socket 230 V + differential circuit breaker  
 Two safety kits (helmet + harness)  
 Water predisposition  
 Working light (x1) on basket



**Head Office**

B.P. 249 - 430 rue de l'Aubinière

44150 Ancenis Cedex - France

Tel: +33 (0)2 40 09 10 11 - Fax: +33 (0)2 40 09 10 97

[www.manitou.com](http://www.manitou.com)



This publication provides a description of the configuration versions and options for Manitou products, which may differ for equipment. The equipment presented in this brochure may be part of a series, as an option, or it may not be available, depending on the versions. Manitou reserves the right, at any time and without notice, to amend the specifications described and represented. The specifications provided do not bind the manufacturer. For more details, please contact your Manitou agent. This is not a contractually binding document. The presentation of the products is not contractually binding. List of specifications non-exhaustive. The logos as well as the visual identity of the company are owned by Manitou and cannot be used without authorisation. All rights reserved. The photos and diagrams contained in this brochure are only provided for consultation and information purposes.

MANITOU BF SA - Limited company with board of directors - Share capital: 39,668,399 euros - 857 802 508 RCS Nantes