


Technical sheet :

160 ATJ E

OXYGEN



 **MANITOU**
HANDLING YOUR WORLD

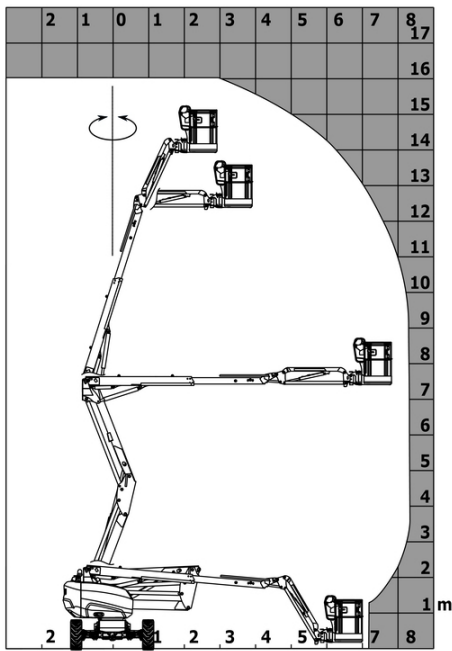
| Capacities | | Metric |
|--|---------|--|
| Working height | h21 | 16.03 m |
| Platform height | h7 | 14.05 m |
| Max. outreach | | 8.11 m |
| Overhang | | 7.43 m |
| Pendular arm rotation (left / right) | | 90 ° / 90 ° |
| Pendular arm rotation (top / bottom) | | +65 ° / -59.50 ° |
| Platform capacity | Q | 250 kg |
| Turret rotation | | 350 ° |
| Platform rotation (right / left) | | 90 ° / 90 ° |
| Number of people (indoor / outdoor) | | 2 / 2 |
| Weight and dimensions | | |
| Platform weight* | | 6784 kg |
| Platform dimensions (length x width) | lp / ep | 1.80 m x 0.76 m |
| Floor height (access) | h20 | 0.46 m |
| Overall length | l1 | 6.50 m |
| Overall width | b1 | 2.32 m |
| Overall height | h17 | 2.39 m |
| Overall length (stowed) | l9 | 4.48 m |
| Overall height (stowed) | h18 *** | 2.77 m |
| Counterweight offset (turret at 90Å°) | a7 | 0.85 m |
| Counterweight Oversize / Reach | | 0.26 m |
| External turning radius | Wa3 | 3.75 m |
| Ground clearance at centre of wheelbase | m2 | 0.35 m |
| Wheelbase | y | 2.30 m |
| Performances | | |
| Drive speed - stowed | | 5.20 km/h |
| Drive speed - raised | | 0.70 km/h |
| Gradeability | | 45 % |
| Permissible leveling | | 5 ° |
| Wheels | | |
| Tires type | | Foam Filled Non Marking |
| Standard tires | | 840 x 295 mm / 33x12 D610 |
| Drive wheels (front / rear) | | 2 / 2 |
| Steering wheels (front / rear) | | 2 / 2 |
| Braking wheels (front / rear) | | 0 / 2 |
| Engine/Battery | | |
| Battery voltage | | 48 V |
| Battery nominal voltage / capacity | | 48 V / 480 Ah |
| Battery energy | | 23 kWh |
| On-board charger (V / A) | | 48 V / 60 A |
| Miscellaneous | | |
| Number of cycles with STD Battery (HIRD) | | 58 |
| Ground Pressure | | 13 dan/cm2 |
| Hydraulic Pressure | | 250 bar |
| Hydraulic tank capacity | | 24 l |
| Sound pressure level (platform work station) (platform work station) | | 70 dB |
| Vibration on hands/arms | | < 2.50 m/s ² |
| Standards compliance | | |
| This machine is in compliance with: | | European directives: 2006/42/EC- Machinery (revised EN280:2013) - 2004/108/EC (EMC) - 2006/95/EC (Low voltage) |

*Varies according to options and standards of the country to which the machine is delivered

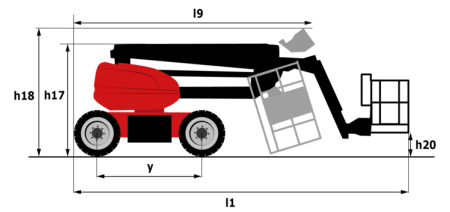
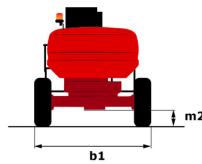
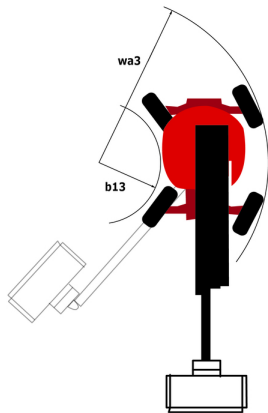
** According to "REDUCE cycle"

160 ATJ e - Load chart

Load Chart for MEWP Metric



160 ATJ e - Dimensional drawing



Equipment

Standard

220V predisposition in the platform
 4 simultaneous movements
 4 wheel drive
 4 wheel steer with crab mode
 Audible alarm and illuminated indicator lamp (leveling, overload, lowering)
 Backup electrical pump
 CAN bus technology
 Dead man pedal
 Differential locking on rear axle
 Easy Link with 2 year Service
 Easy Manager
 Emergency stop button in platform and on frame
 Front axle with limited slip
 Fully galvanized basket with demountable floor
 Galvanized basket 1,800 mm
 Hom in the platform
 Hour meter
 LED rotating beacon
 Large color screen on turret
 Leveling unlocking
 Load sensing pump
 Oscillating front axle
 Reserve mode
 Screen information in the basket
 Simplified lifting system without spreader bar
 Slings and securing rings
 Steer and rotate

Optional

110 V electric plug 16A
 Audio warning on all motion
 Audio warning on all motion - White noise
 Audio warning on movement
 Audio warning on translation - White noise
 Biodegradable hydraulic oil - Grade 32
 Bottom screen protection
 Continuous turret rotation
 Digicode anti-theft device
 Earthing and shortcircuiting pre-fitting (Bolted ball)
 Easy Link - With access control keypad
 Easy link with remote lock
 Electric centralized filling
 External pneumatic supply source
 Foam-filled tires 914 x 381 mm / 36X15D610
 Fully galvanized basket 1800mm / 5'11" with lateral door
 Galvanized basket 2,100 mm
 Galvanized basket 2.100 mm / 6'11" with lateral door
 Hydraulic oil heater
 Iron wheel package
 Key lock on turret cover
 Lighting pack
 Locking the telescope by parameter setting
 Non-marking Foam Inflated Tires 914 x 381 mm / 36x15D610
 OSS - Operation Safety System
 Personalized paintwork
 Rail protection
 Safety kit - Harness + helmet
 Socket 230 V + differential circuit breaker
 Two safety kits (helmet + harness)
 Water predisposition
 Working light (x1) on basket



Head Office

B.P. 249 - 430 rue de l'Aubinière

44150 Ancenis Cedex - France

Tel: +33 (0)2 40 09 10 11 - Fax: +33 (0)2 40 09 10 97

www.manitou.com



This publication provides a description of the configuration versions and options for Manitou products, which may differ for equipment. The equipment presented in this brochure may be part of a series, as an option, or it may not be available, depending on the versions. Manitou reserves the right, at any time and without notice, to amend the specifications described and represented. The specifications provided do not bind the manufacturer. For more details, please contact your Manitou agent. This is not a contractually binding document. The presentation of the products is not contractually binding. List of specifications non-exhaustive. The logos as well as the visual identity of the company are owned by Manitou and cannot be used without authorisation. All rights reserved. The photos and diagrams contained in this brochure are only provided for consultation and information purposes.

MANITOU BF SA - Limited company with board of directors - Share capital: 39,668,399 euros - 857 802 508 RCS Nantes