


Technical sheet :

180 ATJ E

OXYGEN



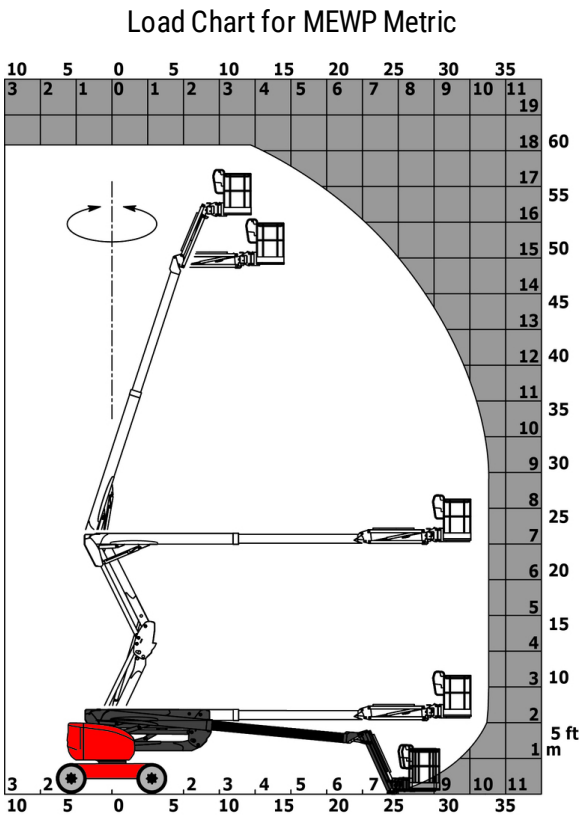
 **MANITOU**
HANDLING YOUR WORLD

Capacities		Metric
Working height	h21	18.19 m
Floor height (access)	h20	0.45 m
Platform height	h7	16.19 m
Max. outreach		10.33 m
Overhang		7.43 m
Pendular arm rotation (left / right)		90 ° / 90 °
Pendular arm rotation (top / bottom)		+65 ° / -59.50 °
Platform capacity	Q	250 kg
Turret rotation		350 °
Platform rotation (right / left)		90 ° / 90 °
Number of people (indoor / outdoor)		2 / 2
Weight and dimensions		
Platform weight*		7550 kg
Platform dimensions (length x width)	lp / ep	1.80 m x 0.76 m
Overall length	l1	7.61 m
Overall width	b1	2.32 m
Overall height	h17	2.48 m
Overall length (stowed)	l9	5.43 m
Overall height (stowed)	h18	2.83 m
Counterweight offset (turret at 90°)	a7	0.40 m
Counterweight Oversize / Reach		0.40 m
External turning radius	Wa3	3.75 m
Ground clearance at centre of wheelbase	m2	0.40 m
Wheelbase	y	2.30 m
Performances		
Drive speed - stowed		5.30 km/h
Drive speed - raised		0.70 km/h
Gradeability		45 %
Permissible leveling		5 °
Wheels		
Tires type		Foam-filled
Standard tires		914 x 370 mm
Drive wheels (front / rear)		2 / 2
Steering wheels (front / rear)		2 / 2
Braking wheels (front / rear)		0 / 2
Engine/Battery		
Engine norm		Stage V
Battery voltage		48 V
Battery nominal voltage / capacity		48 V / 480 Ah
Battery energy		23 kWh
Integrated charger / charger		48 V / 60 A
Miscellaneous		
Ground Pressure		10.50 dan/cm2
Hydraulic Pressure		240 bar
Hydraulic tank capacity		24 l
Vibration on hands/arms		< 0 m/s²
Standards compliance		
This machine is in compliance with:		European directives: 2006/42/EC- Machinery (revised EN280:2013) - 2004/108/EC (EMC) - 2006/95/EC (Low voltage)

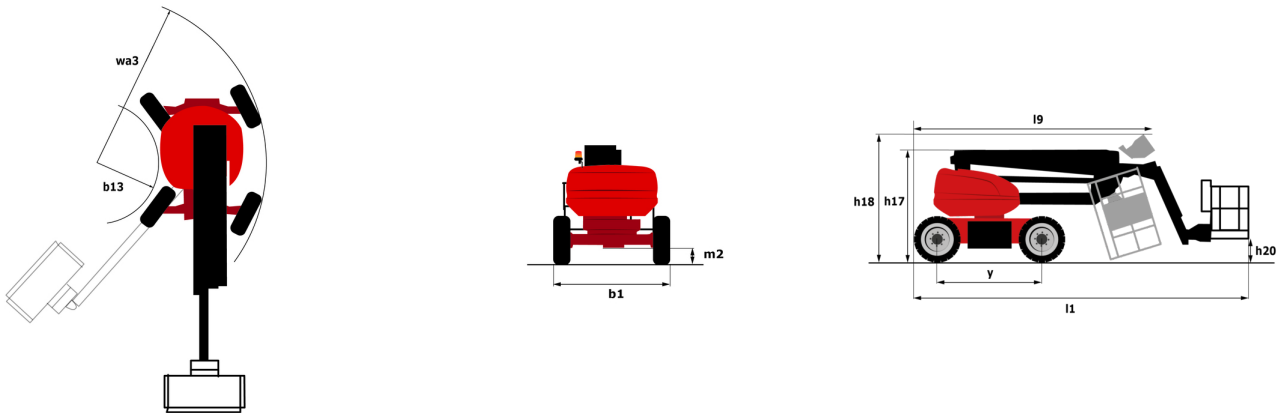
*Varies according to options and standards of the country to which the machine is delivered

** According to "REDUCE cycle"

180 ATJ e - Load chart



180 ATJ e - Dimensional drawing



Equipment

Standard
220V predisposition in the platform
4 simultaneous movements
4 wheel drive
4 wheel steer with crab mode
Audible alarm and illuminated indicator lamp (leveling, overload, lowering)
Backup electrical pump
Basket 1,800 mm
CAN bus technology
Differential locking on rear axle
Easy Link with 2 year Service
Easy Manager
Emergency stop button in platform and on frame
Fully galvanized basket with demountable floor
Hom in the platform
Hour meter
LED rotating beacon
Large color screen on turret
Leveling unlocking
Load sensing pump
Operator presence pedal
Oscillating front axle
Rear axle with limited slip differential
Screen information in the basket
Secondary Protection System (SPS)
Simplified lifting system without spreader bar
Slinging and securing rings
Steer and rotate
Turret orientation information
Optional
Beep on forward and backward by Lynx alarm
Biodegradable hydraulic oil - Grade 32
Biodegradable oil
Bottom screen protection
Continuous turret rotation
Digicode anti-theft device
Easy Link - With access control keypad
Easy link - With remote lock
Electric centralized filling
External pneumatic supply source
Fully galvanized basket 1800mm / 5'11" with lateral door
Galvanized basket 2,100 mm
Galvanized basket 2.100 mm / 6'11" with lateral door
Key lock on turret cover
Lighting pack
Locking the telescope by parameter setting
OSS - Operation Safety System
Personalized paintwork
Safety kit - Harness + helmet
Socket 230 V + differential circuit breaker
Water heater
Water predisposition



Head Office

B.P. 249 - 430 rue de l'Aubinière

44150 Ancenis Cedex - France

Tel: +33 (0)2 40 09 10 11 - Fax: +33 (0)2 40 09 10 97

www.manitou.com



This publication provides a description of the configuration versions and options for Manitou products, which may differ for equipment. The equipment presented in this brochure may be part of a series, as an option, or it may not be available, depending on the versions. Manitou reserves the right, at any time and without notice, to amend the specifications described and represented. The specifications provided do not bind the manufacturer. For more details, please contact your Manitou agent. This is not a contractually binding document. The presentation of the products is not contractually binding. List of specifications non-exhaustive. The logos as well as the visual identity of the company are owned by Manitou and cannot be used without authorisation. All rights reserved. The photos and diagrams contained in this brochure are only provided for consultation and information purposes.

MANITOU BF SA - Limited company with board of directors - Share capital: 39,668,399 euros - 857 802 508 RCS Nantes