


Technical sheet :

# 200 ATJ E 4WS

OXYGEN



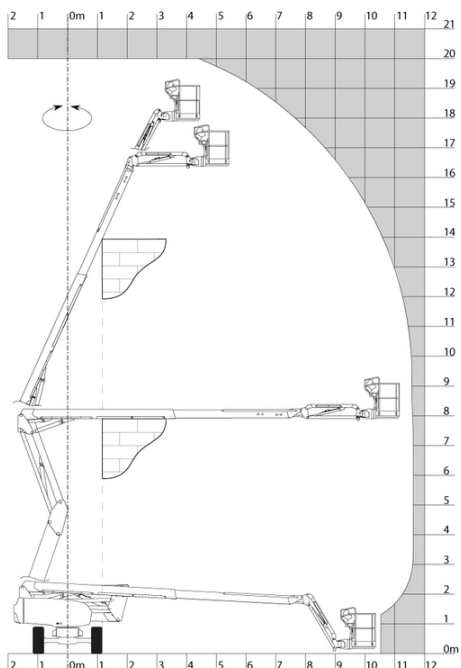
 **MANITOU**  
HANDLING YOUR WORLD

Capacities		Metric
Working height	h21	20 m
Platform height	h7	18 m
Max. outreach		11.57 m
Overhang		7.91 m
Pendular arm rotation (top / bottom)		+65 ° / -60 °
Platform capacity	Q	250 kg
Turret rotation		350 °
Platform rotation (right / left)		90 ° / 90 °
Number of people (indoor / outdoor)		2 / 2
Weight and dimensions		
Platform weight*		7530 kg
Platform dimensions (length x width)	lp / ep	2.10 m x 0.76 m
Floor height (access)	h20	0.45 m
Overall length	l1	8.34 m
Overall width	b1	2.38 m
Overall height	h17	2.46 m
Overall length (stowed)	l9	6.06 m
Overall height (stowed)	h18 ***	2.74 m
Counterweight offset (turret at 90°)	a7	0.61 m
External turning radius	Wa3	3.78 m
Ground clearance at centre of wheelbase	m2	0.38 m
Wheelbase	y	2.30 m
Performances		
Drive speed - stowed		5.30 km/h
Drive speed - raised		0.65 km/h
Gradeability		40 %
Permissible leveling		4 °
Wheels		
Tires type		Foam Filled Non Marking
Standard tires		914 x 381 mm / 36X15D610
Drive wheels (front / rear)		2 / 2
Steering wheels (front / rear)		2 / 2
Braking wheels (front / rear)		0 / 2
Engine/Battery		
Battery voltage		48 V
Battery nominal voltage / capacity		48 V / 460 Ah
Battery energy		22 kWh
On-board charger (V / A)		48 V / 60 A
Miscellaneous		
Ground Pressure		11 dan/cm2
Hydraulic Pressure		240 bar
Hydraulic tank capacity		24 l
Sound pressure level (platform work station) (platform work station)		70 dB
Vibration on hands/arms		< 2.50 m/s <sup>2</sup>
Standards compliance		
This machine is in compliance with:		European directives: 2006/42/EC- Machinery (revised EN280:2013) - 2004/108/EC (EMC) - 2006/95/EC (Low voltage)

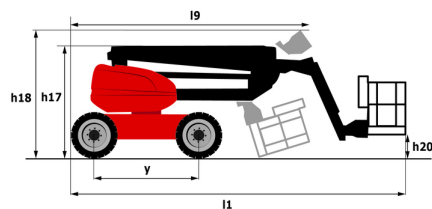
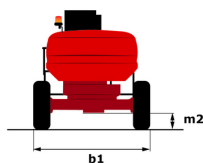
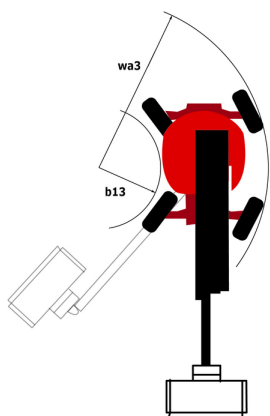
\*Varies according to options and standards of the country to which the machine is delivered

# 200 ATJ e 4WS - Load chart

## Load Chart metric



# 200 ATJ e 4WS - Dimensional drawing



# Equipment

## Standard

230V Predisposition  
4 simultaneous movements  
4 wheel drive  
4 wheel steer with crab mode  
Audible alarm and illuminated indicator lamp (leveling, overload, lowering)  
Backup electrical pump  
CAN bus technology  
Dead man pedal  
Differential locking on rear axle  
Easy Manager  
Emergency stop button in platform and on frame  
Flat Led Rotating Beacon  
Foam filled tyres  
Integrated diagnostic assistance  
Large color screen on turret  
Lead acid batteries  
Multi-voltage integrated charger  
Multi-voltage integrated charger Zivan 48V /60 A  
Oscillating front axle  
Protective cover for control panel  
Reserve mode  
Screen information in the basket  
Secondary Protection System (SPS)  
Tool box in platform  
Travel possible at maximum height  
Two electric motors of 8.5kW and 16kW

## Optional

110 or 230V plug with differential circuit breaker  
Biodegradable oil  
Coded anti-start  
Continuous turret rotation  
Electric centralized filling  
Foam-filled tires 914 x 381 mm / 36X15D610  
Fully galvanized basket 1800mm / 5'11" with lateral door  
Galvanized basket 1,800 mm  
Key lock on turret cover  
Lighting pack  
OSS - Obstacle Detection  
OSS - Operation Safety System  
Safety kit - Harness + helmet  
Water predisposition



**Head Office**

B.P. 249 - 430 rue de l'Aubinière

44150 Ancenis Cedex - France

Tel: +33 (0)2 40 09 10 11 - Fax: +33 (0)2 40 09 10 97

[www.manitou.com](http://www.manitou.com)



This publication provides a description of the configuration versions and options for Manitou products, which may differ for equipment. The equipment presented in this brochure may be part of a series, as an option, or it may not be available, depending on the versions. Manitou reserves the right, at any time and without notice, to amend the specifications described and represented. The specifications provided do not bind the manufacturer. For more details, please contact your Manitou agent. This is not a contractually binding document. The presentation of the products is not contractually binding. List of specifications non-exhaustive. The logos as well as the visual identity of the company are owned by Manitou and cannot be used without authorisation. All rights reserved. The photos and diagrams contained in this brochure are only provided for consultation and information purposes.

MANITOU BF SA - Limited company with board of directors - Share capital: 39,668,399 euros - 857 802 508 RCS Nantes