


Technical sheet :

200 ATJ E 4WS

OXYGEN



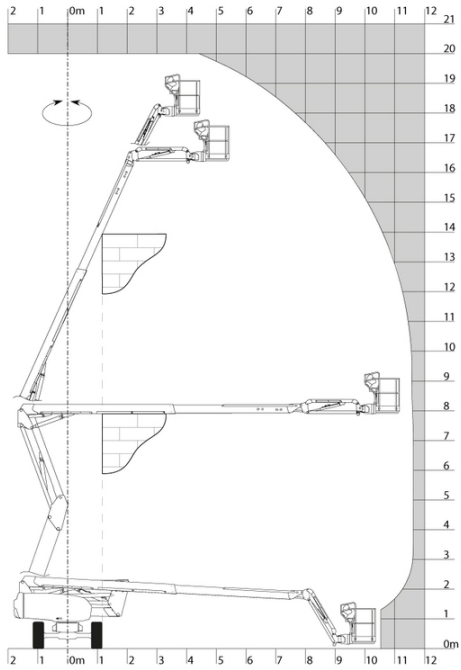
 **MANITOU**
HANDLING YOUR WORLD

| Capacities | | Metric |
|--|---------|--|
| Working height | h21 | 20 m |
| Platform height | h7 | 18 m |
| Maximum outreach | | 11.57 m |
| Overhang | | 7.91 m |
| Pendular arm rotation (top / bottom) | | +65 ° / -60 ° |
| Platform capacity | Q | 250 kg |
| Turret rotation | | 350 ° |
| Platform rotation (right / left) | | 90 ° / 90 ° |
| Number of people (indoor / outdoor) | | 2 / 2 |
| Weight and dimensions | | |
| Platform weight* | | 7530 kg |
| Platform dimensions (length x width) | lp / ep | 2.10 m x 0.76 m |
| Floor height (access) | h20 | 0.45 m |
| Overall length | l1 | 8.34 m |
| Overall width | b1 | 2.38 m |
| Overall height | h17 | 2.46 m |
| Overall length (stowed) | l9 | 6.06 m |
| Overall height (stowed) | h18 *** | 2.74 m |
| Counterweight offset (turret at 90°) | a7 | 0.61 m |
| External turning radius | Wa3 | 3.78 m |
| Ground clearance at centre of wheelbase | m2 | 0.38 m |
| Wheelbase | y | 2.30 m |
| Performances | | |
| Drive speed - stowed | | 5.30 km/h |
| Drive speed - raised | | 0.65 km/h |
| Gradeability | | 40 % |
| Permissible leveling | | 4 ° |
| Wheels | | |
| Tires type | | Foam Filled Non Marking |
| Standard tires | | 914 x 381 mm / 36X15D610 |
| Drive wheels (front / rear) | | 2 / 2 |
| Steering wheels (front / rear) | | 2 / 2 |
| Braking wheels (front / rear) | | 0 / 2 |
| Engine/Battery | | |
| Battery voltage | | 48 V |
| Battery nominal voltage / capacity | | 48 V / 460 Ah |
| Battery energy | | 22 kWh |
| On-board charger (V / A) | | 48 V / 60 A |
| Miscellaneous | | |
| Number of cycles with STD Battery (HIRD) | | 41 |
| Hydraulic Pressure | | 240 bar |
| Hydraulic tank capacity | | 24 l |
| Sound pressure level (platform work station) (LpA) | | 70 dB |
| Vibration on hands/arms | | < 2.50 m/s ² |
| Standards compliance | | |
| This machine is in compliance with: | | European directives: 2006/42/EC- Machinery (revised EN280:2013) - 2004/108/EC (EMC) - 2006/95/EC (Low voltage) |

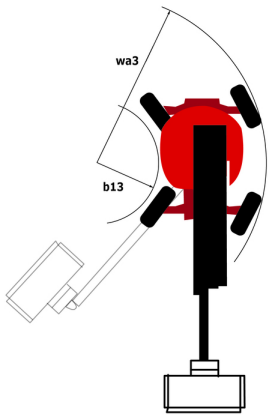
*Varies according to options and standards of the country to which the machine is delivered

200 ATJ e 4WS - Load chart

Load Chart metric



200 ATJ e 4WS - Dimensional drawing



Equipment

Standard

230V Predisposition
4 simultaneous movements
4 wheel drive
4 wheel steer with crab mode
Audible alarm and illuminated indicator lamp (leveling, overload, lowering)
Backup electrical pump
CAN bus technology
Dead man pedal
Differential locking on rear axle
Easy Manager
Emergency stop button in platform and on frame
Flat Led Rotating Beacon
Foam filled tyres
Integrated diagnostic assistance
Large color screen on turret
Lead acid batteries
Multi-voltage integrated charger
Multi-voltage integrated charger Zivan 48V /60 A
Oscillating front axle
Protective cover for control panel
Reserve mode
Screen information in the basket
Secondary Protection System (SPS)
Tool box in platform
Travel possible at maximum height
Two electric motors of 8.5kW and 16kW

Optional

110 or 230V plug with differential circuit breaker
Biodegradable oil
Coded anti-start
Continuous turret rotation
Electric centralized filling
Foam-filled tires 914 x 381 mm / 36X15D610
Fully galvanized basket 1800mm / 5'11" with lateral door
Galvanized basket 1,800 mm
Key lock on turret cover
Lighting pack
OSS - Obstacle Detection
OSS - Operation Safety System
Safety kit - Harness + helmet
Water predisposition



Head Office

B.P. 249 - 430 rue de l'Aubinière

44150 Ancenis Cedex - France

Tel: +33 (0)2 40 09 10 11 - Fax: +33 (0)2 40 09 10 97

www.manitou.com



This publication provides a description of the configuration versions and options for Manitou products, which may differ for equipment. The equipment presented in this brochure may be part of a series, as an option, or it may not be available, depending on the versions. Manitou reserves the right, at any time and without notice, to amend the specifications described and represented. The specifications provided do not bind the manufacturer. For more details, please contact your Manitou agent. This is not a contractually binding document. The presentation of the products is not contractually binding. List of specifications non-exhaustive. The logos as well as the visual identity of the company are owned by Manitou and cannot be used without authorisation. All rights reserved. The photos and diagrams contained in this brochure are only provided for consultation and information purposes.

MANITOU BF SA - Limited company with board of directors - Share capital: 39,668,399 euros - 857 802 508 RCS Nantes