

Technical sheet :

160 ATJ+ E

OXYGEN



 **MANITOU**
HANDLING YOUR WORLD

Capacities		Metric
Working height	h21	16.22 m
Platform height	h7	14.26 m
Max. outreach		8.34 m
Overhang		7.44 m
Pendular arm rotation (left / right)		90 ° / 90 °
Pendular arm rotation (top / bottom)		+66.50 ° / -65.80 °
Platform capacity	Q	408 kg
Turret rotation		350 °
Platform rotation (right / left)		90 ° / 90 °
Number of people (indoor / outdoor)		3 / 3
Weight and dimensions		
Platform weight*		7790 kg
Platform dimensions (length x width)	lp / ep	2.30 m x 0.90 m
Floor height (access)	h20	0.42 m
Overall length	l1	6.88 m
Overall width	b1	2.38 m
Overall height	h17	2.48 m
Overall length (stowed)	l9	4.70 m
Overall height (stowed)	h18 ***	2.94 m
Counterweight offset (turret at 90°)	a7	0.37 m
Counterweight Oversize / Reach		0.37 m
External turning radius	Wa3	3.78 m
Ground clearance at centre of wheelbase	m2	0.39 m
Wheelbase	y	2.30 m
Performances		
Drive speed - stowed		5.30 km/h
Drive speed - raised		0.70 km/h
Gradeability		45 %
Permissible leveling		5 °
Wheels		
Tires type		Foam Filled Non Marking
Standard tires		914 x 381 mm / 36X15D610
Drive wheels (front / rear)		2 / 2
Steering wheels (front / rear)		2 / 2
Braking wheels (front / rear)		0 / 2
Engine/Battery		
Battery voltage		48 V
Battery nominal voltage / capacity		48 V / 480 Ah
Battery energy		23 kWh
On-board charger (V / A)		48 V / 60 A
Miscellaneous		
Number of cycles with STD Battery (HIRD)		50
Ground Pressure		10.60 daN/cm ²
Hydraulic Pressure		250 bar
Hydraulic tank capacity		24 l
Noise to environment (LWA)		< 70 dB
Vibration on hands/arms		< 2.50 m/s ²
Body vibration in high speed in the platform (Aw max)		0.62 m/s ²
Standards compliance		
This machine is in compliance with:		European directives: 2006/42/EC- Machinery (revised EN280-1:2022) - 2004/108/EC (EMC) - EMC according to EN 12895 / 2015 +A1 / 2019

*Varies according to options and standards of the country to which the machine is delivered

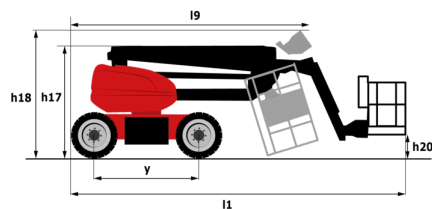
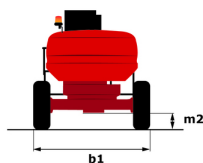
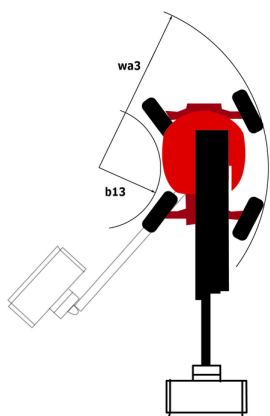
** According to "REDUCE cycle"

160 ATJ+ e - Load chart

Load Chart for MEWP Metric



160 ATJ+ e - Dimensional drawing



Equipment

Standard

220V predisposition in the platform
 4 simultaneous movements
 4 wheel drive
 4 wheel steer with crab mode
 Additional foot-operated horn
 Audible alarm and illuminated indicator lamp (leveling, overload, lowering)
 Backup electrical pump
 Battery reserve mode
 CAN bus technology
 Differential locking on rear axle
 Driver presence pedal
 Easy Link with 2 year Service
 Emergency stop button in platform and on frame
 Front axle with limited slip
 Hour meter
 Integrated diagnostic assistance
 LED rotating beacon
 Large color screen on turret
 Lead acid batteries
 Load sensing pump
 Oscillating front axle
 Painted basket - For heavy loads - Width: 2300 mm (7 ft. 7 in.)
 Screen information in the basket
 Secondary Protection System (SPS)
 Simplified lifting system without spreader bar
 Simultaneous steering and turret rotation functions
 Slings and securing rings
 Toolbox
 Turret orientation detection

Optional

Additional storage for tools (x2)
 Antitheft digicode
 Audio warning on all motion
 Audio warning on all motion - White noise
 Audio warning on translation
 Audio warning on translation - White noise
 Biodegradable hydraulic oil - Grade 32
 Charger plug - 110V - 16A - United Kingdom (G) type
 Compressed air pipe pre-fitting
 Earthing and short-circuiting pre-fitting (Bolted ball)
 Easy Link - With access control keypad
 Easy Link - With remote lock
 Electric central filling system
 Front metallic wheels + Rear metallic wheels
 Hydraulic oil pre-heater
 Key lock on turret cover
 LED amber strobe light on the basket
 LED work light - On basket
 Lighting pack
 OSS - Operation Safety System
 Operation Safety System (OSS) + SafeAlert - Front radar - With obstacle detection + SafeAlert - Rear radar - With obstacle detection
 Painted basket - For heavy loads - Width: 2300 mm (7 ft. 7 in.)
 Painted basket - For heavy loads - Width: 2300 mm (7 ft. 7 in.) + Side swing gate
 Painted narrow basket for heavy loads 1800mm (5 ft 11 in.)
 Panel support kit
 Personalized paintwork
 Safety kit - Helmet and harness
 Setting to block the telescope
 Tube support kit
 Water pre-fitting

**Head Office**

B.P. 249 - 430 rue de l'Aubinière
44150 Ancenis Cedex - France

Tel: +33 (0)2 40 09 10 11 - Fax: +33 (0)2 40 09 10 97

www.manitou.com



This publication provides a description of the configuration versions and options for Manitou products, which may differ for equipment. The equipment presented in this brochure may be part of a series, as an option, or it may not be available, depending on the versions. Manitou reserves the right, at any time and without notice, to amend the specifications described and represented. The specifications provided do not bind the manufacturer. For more details, please contact your Manitou agent. This is not a contractually binding document. The presentation of the products is not contractually binding. List of specifications non-exhaustive. The logos as well as the visual identity of the company are owned by Manitou and cannot be used without authorisation. All rights reserved. The photos and diagrams contained in this brochure are only provided for consultation and information purposes.

MANITOU BF SA - Limited company with board of directors - Share capital: 39,668,399 euros - 857 802 508 RCS Nantes