

Technical sheet :

# 160 ATJ+ E

OXYGEN



 **MANITOU**  
HANDLING YOUR WORLD

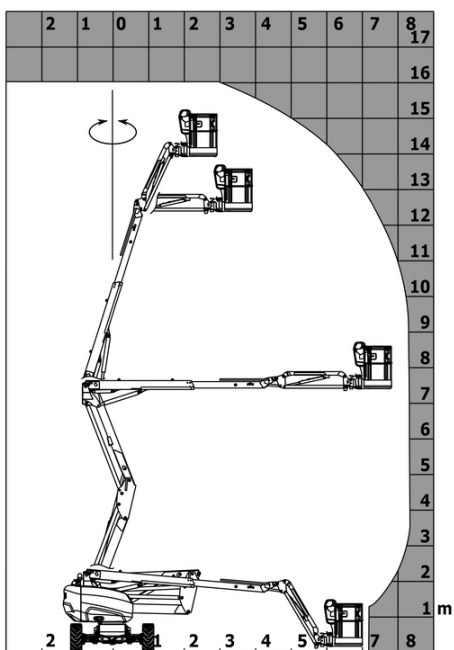
| Capacities  |         | Metric  |
|---|---------|---|
| Working height  | h21     | 16.22 m   |
| Platform height                                       | h7      | 14.26 m   |
| Maximum outreach                                      |         | 8.34 m  |
| Overhang  |         | 7.44 m  |
| Pendular arm rotation (left / right)                  |         | 90 ° / 90 °   |
| Pendular arm rotation (top / bottom)                  |         | +66.50 ° / -65.80 °   |
| Platform capacity                                     | Q       | 408 kg  |
| Turret rotation                                       |         | 350 °   |
| Platform rotation (right / left)                      |         | 90 ° / 90 °   |
| Number of people (indoor / outdoor)                   |         | 3 / 3   |
| Weight and dimensions                                 |         |   |
| Platform weight*                                      |         | 7790 kg   |
| Platform dimensions (length x width)                  | lp / ep | 2.30 m x 0.90 m   |
| Floor height (access)                                 | h20     | 0.42 m  |
| Overall length  | l1      | 6.88 m  |
| Overall width   | b1      | 2.38 m  |
| Overall height  | h17     | 2.48 m  |
| Overall length (stowed)                               | l9      | 4.70 m  |
| Overall height (stowed)                               | h18 *** | 2.94 m  |
| Counterweight offset (turret at 90°)                  | a7      | 0.37 m  |
| Counterweight Oversize / Reach                        |         | 0.37 m  |
| External turning radius                               | Wa3     | 3.78 m  |
| Ground clearance at centre of wheelbase               | m2      | 0.39 m  |
| Wheelbase   | y       | 2.30 m  |
| Performances  |         |   |
| Drive speed - stowed                                  |         | 5.30 km/h   |
| Drive speed - raised                                  |         | 0.70 km/h   |
| Gradeability  |         | 45 %  |
| Permissible leveling                                  |         | 5 °   |
| Wheels  |         |   |
| Tires type  |         | Foam Filled Non Marking   |
| Standard tires  |         | 914 x 381 mm / 36X15D610  |
| Drive wheels (front / rear)                           |         | 2 / 2   |
| Steering wheels (front / rear)                        |         | 2 / 2   |
| Braking wheels (front / rear)                         |         | 0 / 2   |
| Engine/Battery  |         |   |
| Battery voltage                                       |         | 48 V  |
| Battery nominal voltage / capacity                    |         | 48 V / 480 Ah   |
| Battery energy  |         | 23 kWh  |
| On-board charger (V / A)                              |         | 48 V / 60 A   |
| Miscellaneous   |         |   |
| Number of cycles with STD Battery (HIRD)              |         | 50  |
| Ground Pressure                                       |         | 10.60 daN/cm <sup>2</sup>   |
| Hydraulic Pressure                                    |         | 250 bar   |
| Hydraulic tank capacity                               |         | 24 l  |
| Noise to environment (LWA)                            |         | < 70 dB   |
| Vibration on hands/arms                               |         | < 2.50 m/s <sup>2</sup>   |
| Body vibration in high speed in the platform (Aw max) |         | 0.62 m/s <sup>2</sup>   |
| Standards compliance                                  |         |   |
| This machine is in compliance with:                   |         | European directives: 2006/42/EC- Machinery (revised EN280-1:2022) - 2004/108/EC (EMC) - EMC according to EN 12895 / 2015 +A1 / 2019 |

\*Varies according to options and standards of the country to which the machine is delivered

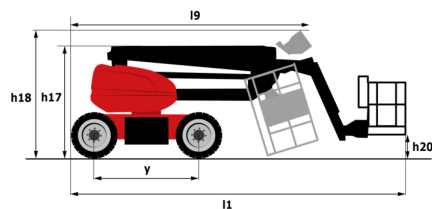
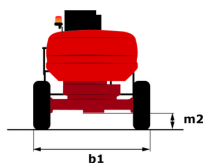
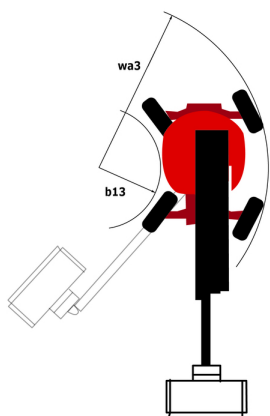
\*\* According to "REDUCE cycle"

# 160 ATJ+ e - Load chart

Load Chart for MEWP Metric



# 160 ATJ+ e - Dimensional drawing



# Equipment

## Standard

220V predisposition in the platform  
 4 simultaneous movements  
 4 wheel drive  
 4 wheel steer with crab mode  
 Additional foot-operated horn  
 Audible alarm and illuminated indicator lamp (leveling, overload, lowering)  
 Backup electrical pump  
 Battery reserve mode  
 CAN bus technology  
 Differential locking on rear axle  
 Driver presence pedal  
 Easy Link with 2 year Service  
 Emergency stop button in platform and on frame  
 Front axle with limited slip  
 Hour meter  
 Integrated diagnostic assistance  
 LED rotating beacon  
 Large color screen on turret  
 Lead acid batteries  
 Load sensing pump  
 Oscillating front axle  
 Painted basket - For heavy loads - Width: 2300 mm (7 ft. 7 in.)  
 Screen information in the basket  
 Secondary Protection System (SPS)  
 Simplified lifting system without spreader bar  
 Simultaneous steering and turret rotation functions  
 Slings and securing rings  
 Toolbox  
 Turret orientation detection

## Optional

Additional storage for tools (x2)  
 Antitheft digicode  
 Audio warning on all motion  
 Audio warning on all motion - White noise  
 Audio warning on translation  
 Audio warning on translation - White noise  
 Biodegradable hydraulic oil - Grade 32  
 Charger plug - 110V - 16A - United Kingdom (G) type  
 Compressed air pipe pre-fitting  
 Earthing and short-circuiting pre-fitting (Bolted ball)  
 Easy Link - With access control keypad  
 Easy Link - With remote lock  
 Electric central filling system  
 Front metallic wheels + Rear metallic wheels  
 Hydraulic oil pre-heater  
 Key lock on turret cover  
 LED amber strobe light on the basket  
 LED work light - On basket  
 Lighting pack  
 OSS - Operation Safety System  
 Operation Safety System (OSS) + SafeAlert - Front radar - With obstacle detection + SafeAlert - Rear radar - With obstacle detection  
 Painted basket - For heavy loads - Width: 2300 mm (7 ft. 7 in.)  
 Painted basket - For heavy loads - Width: 2300 mm (7 ft. 7 in.) + Side swing gate  
 Painted narrow basket for heavy loads 1800mm (5 ft 11 in.)  
 Panel support kit  
 Personalized paintwork  
 Safety kit - Helmet and harness  
 Setting to block the telescope  
 Tube support kit  
 Water pre-fitting



**Head Office**

B.P. 249 - 430 rue de l'Aubinière  
44150 Ancenis Cedex - France

Tel: +33 (0)2 40 09 10 11 - Fax: +33 (0)2 40 09 10 97

[www.manitou.com](http://www.manitou.com)



This publication provides a description of the configuration versions and options for Manitou products, which may differ for equipment. The equipment presented in this brochure may be part of a series, as an option, or it may not be available, depending on the versions. Manitou reserves the right, at any time and without notice, to amend the specifications described and represented. The specifications provided do not bind the manufacturer. For more details, please contact your Manitou agent. This is not a contractually binding document. The presentation of the products is not contractually binding. List of specifications non-exhaustive. The logos as well as the visual identity of the company are owned by Manitou and cannot be used without authorisation. All rights reserved. The photos and diagrams contained in this brochure are only provided for consultation and information purposes.

MANITOU BF SA - Limited company with board of directors - Share capital: 39,668,399 euros - 857 802 508 RCS Nantes