

Technical sheet :

# 160 ATJ E

OXYGEN



 **MANITOU**  
HANDLING YOUR WORLD

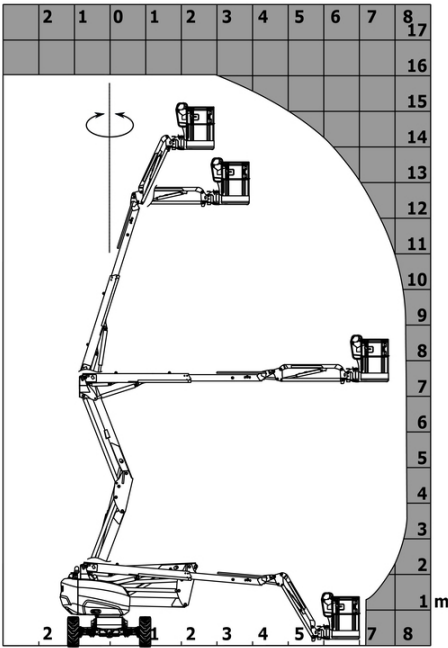
Capacities		Metric
Working height	h21	16.03 m
Platform height	h7	14.05 m
Maximum outreach		8.11 m
Overhang		7.43 m
Pendular arm rotation (left / right)		90 ° / 90 °
Pendular arm rotation (top / bottom)		+65 ° / -59.50 °
Platform capacity	Q	250 kg
Turret rotation		350 °
Platform rotation (right / left)		90 ° / 90 °
Number of people (indoor / outdoor)		2 / 2
Weight and dimensions		
Platform weight*		6784 kg
Platform dimensions (length x width)	lp / ep	1.80 m x 0.76 m
Floor height (access)	h20	0.46 m
Overall length	l1	6.50 m
Overall width	b1	2.32 m
Overall height	h17	2.39 m
Overall length (stowed)	l9	4.48 m
Overall height (stowed)	h18 ***	2.77 m
Counterweight offset (turret at 90°)	a7	0.85 m
Counterweight Oversize / Reach		0.26 m
External turning radius	Wa3	3.75 m
Ground clearance at centre of wheelbase	m2	0.35 m
Wheelbase	y	2.30 m
Performances		
Drive speed - stowed		5.20 km/h
Drive speed - raised		0.70 km/h
Gradeability		45 %
Permissible leveling		5 °
Wheels		
Tires type		Foam Filled Non Marking
Standard tires		840 x 295 mm / 33x12 D610
Drive wheels (front / rear)		2 / 2
Steering wheels (front / rear)		2 / 2
Braking wheels (front / rear)		0 / 2
Engine/Battery		
Battery voltage		48 V
Battery nominal voltage / capacity		48 V / 480 Ah
Battery energy		23 kWh
On-board charger (V / A)		48 V / 60 A
Miscellaneous		
Number of cycles with STD Battery (HIRD)		58
Ground Pressure		13 daN/cm <sup>2</sup>
Hydraulic Pressure		250 bar
Hydraulic tank capacity		24 l
Noise to environment (LWA)		< 98 dB
Body vibration in high speed in the platform (Aw max)		0.62 m/s <sup>2</sup>
Standards compliance		
This machine is in compliance with:		European directives: 2006/42/EC- Machinery (revised EN280-1:2022) - 2004/108/EC (EMC) - EMC according to EN 12895 / 2015 +A1 / 2019

\*Varies according to options and standards of the country to which the machine is delivered

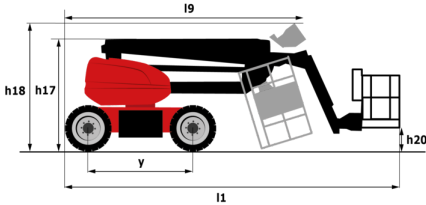
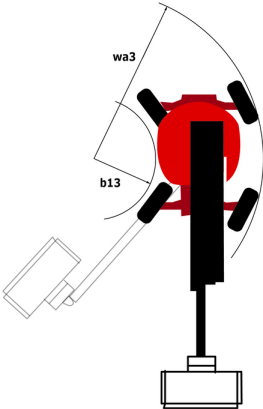
\*\* According to "REDUCE cycle"

160 ATJ e - Load chart

Load Chart for MEWP Metric



160 ATJ e - Dimensional drawing



# Equipment

## Standard

220V predisposition in the platform

4 simultaneous movements

4 wheel drive

4 wheel steer with crab mode

Additional foot-operated horn

Audible alarm and illuminated indicator lamp (leveling, overload, lowering)

Backup electrical pump

Battery reserve mode

CAN bus technology

Differential locking on rear axle

Driver presence pedal

Easy Link with 2 year Service

Emergency stop button in platform and on frame

Front axle with limited slip

Galvanized basket - Width: 1800 mm (5 ft. 11 in.)

Hour meter

Integrated diagnostic assistance

LED rotating beacon

Large color screen on turret

Lead acid batteries

Load sensing pump

Oscillating front axle

Screen information in the basket

Secondary Protection System (SPS)

Simplified lifting system without spreader bar

Simultaneous steering and turret rotation functions

Slinging and securing rings

Toolbox

Turret orientation detection

## Optional

Anti-theft digicode

Audio warning on all motion

Audio warning on all motion - White noise

Audio warning on translation

Audio warning on translation - White noise

Biodegradable hydraulic oil - Grade 32

Charger plug - 110V - 16A - United Kingdom (G) type

Compressed air pipe pre-fitting

Earthing and short-circuiting pre-fitting (Bolted ball)

Easy Link - With access control keypad

Easy Link - With remote lock

Electric central filling system

Electric plug - 230V - In the basket - With differential circuit breaker - Europe (E/F) type

Galvanized basket - Width: 1800 mm (5 ft. 11 in.) + Side swing gate

Galvanized basket - Width: 2100 mm (6 ft. 11 in.)

Galvanized basket - Width: 2100 mm (6 ft. 11 in.) + Side swing gate

Key lock on turret cover

LED amber strobe light on the basket

LED work light - On basket

Lighting pack

OSS - Operation Safety System

Personalized paintwork

Safety kit - Helmet and harness

Setting to block the telescope

Water pre-fitting



**Head Office**

B.P. 249 - 430 rue de l'Aubinière  
44150 Ancenis Cedex - France

Tel: +33 (0)2 40 09 10 11 - Fax: +33 (0)2 40 09 10 97

[www.manitou.com](http://www.manitou.com)



This publication provides a description of the configuration versions and options for Manitou products, which may differ for equipment. The equipment presented in this brochure may be part of a series, as an option, or it may not be available, depending on the versions. Manitou reserves the right, at any time and without notice, to amend the specifications described and represented. The specifications provided do not bind the manufacturer. For more details, please contact your Manitou agent. This is not a contractually binding document. The presentation of the products is not contractually binding. List of specifications non-exhaustive. The logos as well as the visual identity of the company are owned by Manitou and cannot be used without authorisation. All rights reserved. The photos and diagrams contained in this brochure are only provided for consultation and information purposes.

MANITOU BF SA - Limited company with board of directors - Share capital: 39,668,399 euros - 857 802 508 RCS Nantes