

Technical sheet :

200 ATJ **E** 4WS CR

OXYGEN



 **MANITOU**
HANDLING YOUR WORLD

Capacities		Metric
Working height	h21	20 m
Platform height	h7	18 m
Maximum outreach		11.57 m
Overhang		7.90 m
Pendular arm rotation (top / bottom)		+65 ° / -60 °
Platform capacity	Q	250 kg
Turret rotation		360 °
Platform rotation (right / left)		90 ° / 90 °
Number of people (indoor / outdoor)		2 / 2
Weight and dimensions		
Platform weight*		7530 kg
Platform dimensions (length x width)	lp / ep	2.10 m x 0.80 m
Floor height (access)	h20	0.35 m
Overall length	l1	8.34 m
Overall width	b1	2.38 m
Overall height	h17	2.46 m
Overall length (stowed)	l9	6.06 m
Overall height (stowed)	h18 ***	2.81 m
Counterweight offset (turret at 90°)	a7	0.61 m
External turning radius	Wa3	3.78 m
Ground clearance at centre of wheelbase	m2	0.38 m
Wheelbase	y	2.30 m
Performances		
Drive speed - stowed		5.30 km/h
Drive speed - raised		0.65 km/h
Gradeability		45 %
Permissible leveling		4 °
Wheels		
Tires type		Foam Filled Non Marking
Standard tires		914 x 381 mm / 36X15D610
Drive wheels (front / rear)		2 / 2
Steering wheels (front / rear)		2 / 2
Braking wheels (front / rear)		0 / 2
Engine/Battery		
Battery voltage		48 V
Battery nominal voltage / capacity		48 V / 460 Ah
Battery energy		22 kWh
On-board charger (V / A)		48 V / 60 A
Miscellaneous		
Number of cycles with STD Battery (HIRD)		41
Ground Pressure		10.90 daN/cm ²
Hydraulic Pressure		240 bar
Hydraulic tank capacity		24 l
Noise to environment (LwA)		< 70 dB
Body vibration in high speed in the platform (Aw max)		0.62 m/s ²
Standards compliance		
This machine is in compliance with:		European directives: 2006/42/EC- Machinery (revised EN280-1:2022) - 2004/108/EC (EMC) - EMC according to EN 12895 / 2015 +A1 / 2019

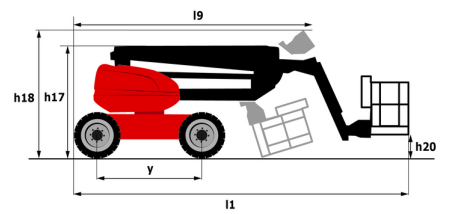
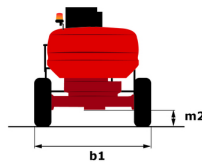
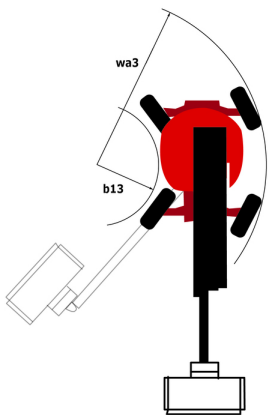
*Varies according to options and standards of the country to which the machine is delivered

200 ATJ e 4WS CR - Load chart

Load Chart metric



200 ATJ e 4WS CR - Dimensional drawing



Equipment

Standard

4 simultaneous movements
 4 wheel drive
 4 wheel steer with crab mode
 Additional foot-operated hom
 Audible alarm and illuminated indicator lamp (leveling, overload, lowering)
 Backup electrical pump
 Basket controls protection
 Battery reserve mode
 CAN bus technology
 Continuous turret rotation
 Differential locking on rear axle
 Driver presence pedal
 Easy Link with 2 year Service
 Electrical pre-fitting - 230V
 Emergency stop button in platform and on frame
 Flat Led Rotating Beacon
 Front axle with limited slip
 Galvanized basket - Width: 2100 mm (6 ft. 11 in.)
 Hour meter
 Integrated diagnostic assistance
 Large color screen on turret
 Lead acid batteries
 Load sensing pump
 Multi-voltage on-board charger - 48V - 60A
 Oscillating front axle
 Screen information in the basket
 Secondary Protection System (SPS)
 Slings and securing rings
 Toolbox
 Travel possible at maximum height
 Turret orientation detection

Optional

Antitheft digicode
 Antitheft digicode
 Audio warning on all motion - White noise
 Audio warning on translation
 Audio warning on translation - White noise
 Biodegradable hydraulic oil - Grade 32
 Charger plug - 110V - 16A - United Kingdom (G) type
 Compressed air pipe pre-fitting
 Earthing and short-circuiting pre-fitting (Bolted ball)
 Easy Link - With access control keypad
 Easy Link - With remote lock
 Electric central filling system
 Front metallic wheels + Rear metallic wheels
 Galvanized basket - Width: 1800 mm (5 ft. 11 in.)
 Galvanized basket - Width: 1800 mm (5 ft. 11 in.) + Side swing gate
 Galvanized basket - Width: 2100 mm (6 ft. 11 in.) + Side swing gate
 Hydraulic oil pre-heater
 Key lock on turret cover
 LED amber strobe light on the basket
 LED work light - On basket
 Lighting pack
 OSS - Operation Safety System
 Operation Safety System (OSS) + SafeAlert - Front radar - With obstacle detection + SafeAlert - Rear radar - With obstacle detection
 Personalized paintwork
 Safety kit - Helmet and harness
 Setting to block the telescope
 Water pre-fitting



Head Office

B.P. 249 - 430 rue de l'Aubinière
44150 Ancenis Cedex - France

Tel: +33 (0)2 40 09 10 11 - Fax: +33 (0)2 40 09 10 97

www.manitou.com



This publication provides a description of the configuration versions and options for Manitou products, which may differ for equipment. The equipment presented in this brochure may be part of a series, as an option, or it may not be available, depending on the versions. Manitou reserves the right, at any time and without notice, to amend the specifications described and represented. The specifications provided do not bind the manufacturer. For more details, please contact your Manitou agent. This is not a contractually binding document. The presentation of the products is not contractually binding. List of specifications non-exhaustive. The logos as well as the visual identity of the company are owned by Manitou and cannot be used without authorisation. All rights reserved. The photos and diagrams contained in this brochure are only provided for consultation and information purposes.

MANITOU BF SA - Limited company with board of directors - Share capital: 39,668,399 euros - 857 802 508 RCS Nantes