


Technical sheet :

# 200 ATJ E 4WS

OXYGEN



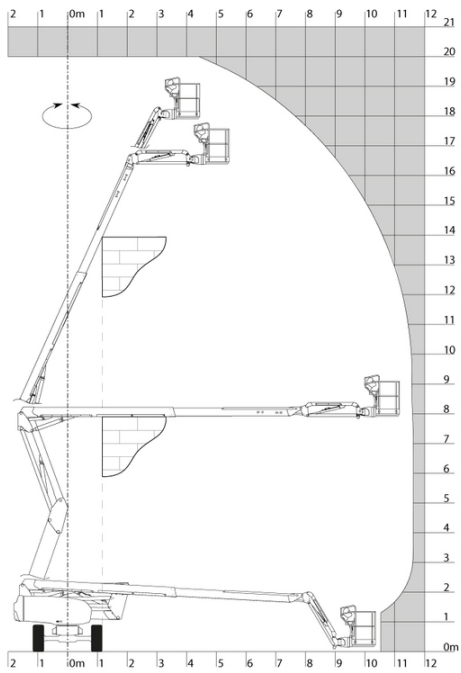
 **MANITOU**  
HANDLING YOUR WORLD

Capacities		Metric
Working height	h21	20 m
Platform height	h7	18 m
Maximum outreach		11.57 m
Overhang		7.91 m
Pendular arm rotation (top / bottom)		+65 ° / -60 °
Platform capacity	Q	250 kg
Turret rotation		350 °
Platform rotation (right / left)		90 ° / 90 °
Number of people (indoor / outdoor)		2 / 2
Weight and dimensions		
Platform weight*		7530 kg
Platform dimensions (length x width)	lp / ep	2.10 m x 0.76 m
Floor height (access)	h20	0.35 m
Overall length	l1	8.34 m
Overall width	b1	2.38 m
Overall height	h17	2.46 m
Overall length (stowed)	l9	6.06 m
Overall height (stowed)	h18 ***	2.74 m
Counterweight offset (turret at 90°)	a7	0.61 m
External turning radius	Wa3	3.78 m
Ground clearance at centre of wheelbase	m2	0.38 m
Wheelbase	y	2.30 m
Performances		
Drive speed - stowed		5.30 km/h
Drive speed - raised		0.65 km/h
Gradeability		40 %
Permissible leveling		4 °
Wheels		
Tires type		Foam Filled Non Marking
Standard tires		914 x 381 mm / 36X15D610
Drive wheels (front / rear)		2 / 2
Steering wheels (front / rear)		2 / 2
Braking wheels (front / rear)		0 / 2
Engine/Battery		
Battery voltage		48 V
Battery nominal voltage / capacity		48 V / 460 Ah
Battery energy		22 kWh
On-board charger (V / A)		48 V / 60 A
Miscellaneous		
Number of cycles with STD Battery (HIRD)		41
Ground Pressure		11 daN/cm2
Hydraulic Pressure		240 bar
Hydraulic tank capacity		24 l
Noise to environment (LwA)		< 70 dB
Vibration on hands/arms		< 0.62 m/s <sup>2</sup>
Body vibration in high speed in the platform (Aw max)		0.62 m/s <sup>2</sup>
Standards compliance		
This machine is in compliance with:		European directives: 2006/42/EC- Machinery (revised EN280-1:2022) - 2004/108/EC (EMC) - EMC according to EN 12895 / 2015 +A1 / 2019

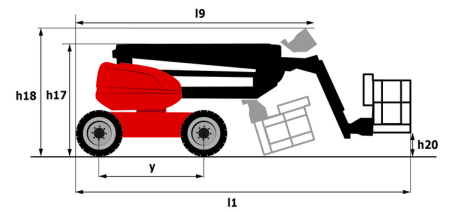
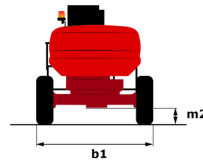
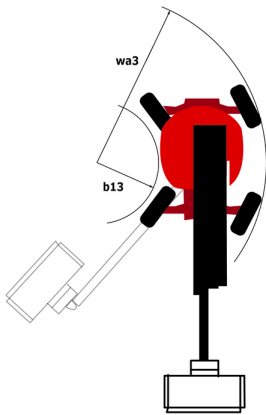
\*Varies according to options and standards of the country to which the machine is delivered

## 200 ATJ e 4WS - Load chart

Load Chart metric



## 200 ATJ e 4WS - Dimensional drawing



# Equipment

## Standard

4 simultaneous movements  
 4 wheel drive  
 4 wheel steer with crab mode  
 Additional foot-operated hom  
 Audible alarm and illuminated indicator lamp (leveling, overload, lowering)  
 Backup electrical pump  
 Basket controls protection  
 Battery reserve mode  
 CAN bus technology  
 Differential locking on rear axle  
 Driver presence pedal  
 Easy Link with 2 year Service  
 Electrical pre-fitting - 230V  
 Emergency stop button in platform and on frame  
 Flat Led Rotating Beacon  
 Front axle with limited slip  
 Galvanized basket - Width: 2100 mm (6 ft. 11 in.)  
 Hour meter  
 Integrated diagnostic assistance  
 Large color screen on turret  
 Lead acid batteries  
 Load sensing pump  
 Multi-voltage on-board charger - 48V - 60A  
 Oscillating front axle  
 Screen information in the basket  
 Secondary Protection System (SPS)  
 Slings and securing rings  
 Toolbox  
 Travel possible at maximum height  
 Turret orientation detection

## Optional

Antitheft digicode  
 Antitheft digicode  
 Audio warning on all motion  
 Audio warning on translation  
 Audio warning on translation - White noise  
 Biodegradable hydraulic oil - Grade 32  
 Charger plug - 110V - 16A - United Kingdom (G) type  
 Compressed air pipe pre-fitting  
 Earthing and short-circuiting pre-fitting (Bolted ball)  
 Easy Link - With access control keypad  
 Easy Link - With remote lock  
 Electric central filling system  
 Front metallic wheels + Rear metallic wheels  
 Galvanized basket - Width: 1800 mm (5 ft. 11 in.)  
 Galvanized basket - Width: 1800 mm (5 ft. 11 in.) + Side swing gate  
 Galvanized basket - Width: 2100 mm (6 ft. 11 in.) + Side swing gate  
 Hydraulic oil pre-heater  
 Key lock on turret cover  
 LED amber strobe light on the basket  
 LED work light - On basket  
 Lighting pack  
 OSS - Operation Safety System  
 Operation Safety System (OSS) + SafeAlert - Front radar - With obstacle detection + SafeAlert - Rear radar - With obstacle detection  
 Personalized paintwork  
 Safety kit - Helmet and harness  
 Setting to block the telescope  
 Water pre-fitting



**Head Office**

B.P. 249 - 430 rue de l'Aubinière  
44150 Ancenis Cedex - France

Tel: +33 (0)2 40 09 10 11 - Fax: +33 (0)2 40 09 10 97

[www.manitou.com](http://www.manitou.com)



This publication provides a description of the configuration versions and options for Manitou products, which may differ for equipment. The equipment presented in this brochure may be part of a series, as an option, or it may not be available, depending on the versions. Manitou reserves the right, at any time and without notice, to amend the specifications described and represented. The specifications provided do not bind the manufacturer. For more details, please contact your Manitou agent. This is not a contractually binding document. The presentation of the products is not contractually binding. List of specifications non-exhaustive. The logos as well as the visual identity of the company are owned by Manitou and cannot be used without authorisation. All rights reserved. The photos and diagrams contained in this brochure are only provided for consultation and information purposes.

MANITOU BF SA - Limited company with board of directors - Share capital: 39,668,399 euros - 857 802 508 RCS Nantes