

Technical sheet :

# **220 TJ ST5**

---



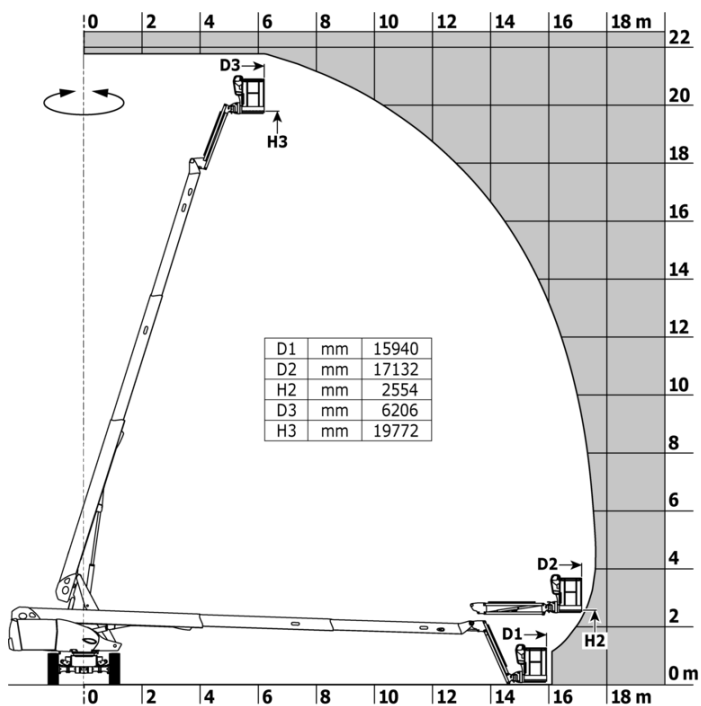
 **MANITOU**  
HANDLING YOUR WORLD

Capacities		Metric
Working height	h21	21.77 m
Platform height	h7	19.77 m
Maximum outreach		17.63 m
Pendular arm rotation (top / bottom)		+69 ° / -66 °
Platform capacity	Q	230 kg
Turret rotation		360 °
Platform rotation (right / left)		90 ° / 90 °
Number of people (indoor / outdoor)		2 / 2
Weight and dimensions		
Platform weight*		12000 kg
Platform dimensions (length x width)	lp / ep	2.10 m x 0.76 m
Floor height (access)	h20	0.39 m
Overall length	l1	9.81 m
Overall width	b1	2.48 m
Overall height	h17	2.66 m
Overall length (stowed)	l9	7.29 m
Overall height (stowed)	h18 ***	2.72 m
Jib length	l13	2 m
Counterweight offset (turret at 90°)	a7	1.35 m
External turning radius	Wa3	6.19 m
Ground clearance at centre of wheelbase	m2	0.44 m
Wheelbase	y	2.80 m
Performances		
Drive speed - stowed		4.40 km/h
Drive speed - raised		1 km/h
Gradeability		40 %
Permissible leveling		4 °
Wheels		
Tires type		Solid tires
Standard tires		40 x 14 in / 1025 x 365 mm
Drive wheels (front / rear)		2 / 2
Steering wheels (front / rear)		2 / 0
Braking wheels (front / rear)		0 / 2
Engine/Battery		
Engine brand / model		Yanmar - 3TNV88C
Engine nom		Stage V
Engine power (Hp / kW)		37 Hp / 27.50 kW
Miscellaneous		
Ground Pressure		18.20 daN/cm2
Hydraulic Pressure		340 bar
Hydraulic tank capacity		94 l
Fuel		76 l
Sound pressure level (platform work station) (LpA)		82 dB
Daily consumption **		5.48 l
Standards compliance		
This machine is in compliance with:		European directives: 2006/42/EC- Machinery (revised EN280-1:2022) - 2004/108/EC (EMC) - EMC according to EN 12895 / 2015 +A1 / 2019

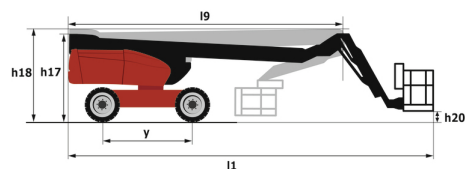
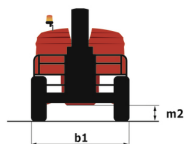
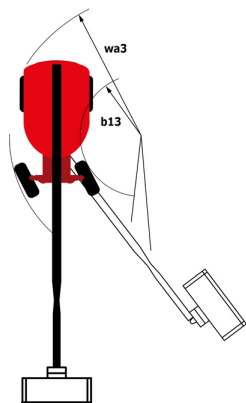
\*Varies according to options and standards of the country to which the machine is delivered

## 220 TJ ST5 - Load chart

Load Chart for MEWP Metric



## 220 TJ ST5 - Dimensional drawing




# Equipment

## Standard

4 simultaneous movements  
 4 wheel drive  
 Audible alarm and illuminated indicator lamp (leveling, overload, lowering)  
 Backup electrical pump  
 Connected machine  
 Continuous turret rotation  
 Differential locking on rear axle  
 Driver presence pedal  
 Easy fast slinging system  
 Electrical pre-fitting - 230V  
 Electronic platform compensation  
 Emergency stop button in platform and on frame  
 Engine mounted on sliding platform  
 Engine with DPF (Diesel Particulate Filter)  
 Front axle with limited slip  
 Fuel gauge with low level indicator  
 Fully galvanized basket with removable floor - Width: 2100 mm (6 ft. 11 in.)  
 Hour meter  
 Hydraulic oil pre-heater  
 Integrated diagnostic assistance  
 Key lock on turret cover  
 LED rotating beacon  
 LS pump  
 Large color screen on turret  
 Leveling unlocking  
 Oscillating front axle  
 Proportional controls  
 Secondary Protection System (SPS)  
 Stop & Go system  
 Turret orientation detection  
 Yellow and black safety stickers on moving parts

## Optional

Audio warning on all motion  
 Audio warning on translation  
 Battery cut-off  
 Biodegradable hydraulic oil - Grade 32  
 Biodegradable hydraulic oil - Grade 32  
 Charger plug - 110V - 16A - United Kingdom (G) type  
 Compressed air pipe pre-fitting  
 Diesel tank locking cap  
 Earthing and short-circuiting pre-fitting (Bolted ball)  
 Easy Link - With access control keypad  
 Easy Link - With remote lock  
 Engine Block Heater  
 Galvanized basket - Width: 2100 mm (6 ft. 11 in.) + Side swing gate  
 Hydraulic oil pre-heater  
 LED amber strobe light on the basket  
 LED work light - On basket  
 LED work light - On basket  
 Non marking tires  
 On-board generator (3,5 or 5 kW)  
 Packing for containerisation  
 Personalized paintwork  
 Rail protection  
 Reflective stripes  
 Remote control for transport  
 Safety kit - Helmet and harness  
 Safety valve  
 Screen protection on the lower box control  
 Starter battery blanket  
 Starter battery charger and engine pre-heater with common outlet  
 Water pre-fitting

**Head Office**

B.P. 249 - 430 rue de l'Aubinière  
44150 Ancenis Cedex - France

Tel: +33 (0)2 40 09 10 11 - Fax: +33 (0)2 40 09 10 97

[www.manitou.com](http://www.manitou.com)



This publication provides a description of the configuration versions and options for Manitou products, which may differ for equipment. The equipment presented in this brochure may be part of a series, as an option, or it may not be available, depending on the versions. Manitou reserves the right, at any time and without notice, to amend the specifications described and represented. The specifications provided do not bind the manufacturer. For more details, please contact your Manitou agent. This is not a contractually binding document. The presentation of the products is not contractually binding. List of specifications non-exhaustive. The logos as well as the visual identity of the company are owned by Manitou and cannot be used without authorisation. All rights reserved. The photos and diagrams contained in this brochure are only provided for consultation and information purposes.

MANITOU BF SA - Limited company with board of directors - Share capital: 39,668,399 euros - 857 802 508 RCS Nantes