

Technical sheet :

# 160 ATJ



 **MANITOU**  
HANDLING YOUR WORLD

Capacities		Metric
Working height	h21	16.02 m
Platform height	h7	14.02 m
Maximum outreach		8.30 m
Overhang		7.40 m
Pendular arm rotation (top / bottom)		+65 ° / -59.50 °
Platform capacity	Q	230 kg
Turret rotation		350 °
Platform rotation (right / left)		90 ° / 90 °
Number of people (indoor / outdoor)		2 / 2
Weight and dimensions		
Platform weight*		6160 kg
Platform dimensions (length x width)	lp / ep	1.80 m x 0.80 m
Floor height (access)	h20	0.45 m
Overall length	l1	6.68 m
Overall width	b1	2.32 m
Overall height	h17	2.37 m
Overall length (stowed)	l9	4.44 m
Overall height (stowed)	h18 ***	2.63 m
External turning radius	Wa3	3.63 m
Ground clearance at centre of wheelbase	m2	0.36 m
Wheelbase	y	2.20 m
Performances		
Drive speed - stowed		5 km/h
Drive speed - raised		1 km/h
Gradeability		45 %
Permissible leveling		5 °
Wheels		
Tires type		Foam-filled
Standard tires		834 x 298 mm
Drive wheels (front / rear)		2 / 2
Steering wheels (front / rear)		2 / 2
Braking wheels (front / rear)		0 / 2
Engine/Battery		
Engine brand / model		Kubota - D1105-E4B
Engine norm		Stage IIIA, Stage V
Engine power (Hp / kW)		24.50 Hp / 18.50 kW
Miscellaneous		
Ground Pressure		11.60 daN/cm <sup>2</sup>
Hydraulic Pressure		340 bar
Hydraulic tank capacity		54 l
Fuel		52 l
Noise to environment (LwA)		< 105 dB
Daily consumption **		4.08 l
Standards compliance		
This machine is in compliance with:		European directives: 2006/42/EC- Machinery (revised EN280-1:2022) - 2004/108/EC (EMC) - EMC according to EN 12895 / 2015 +A1 / 2019

\*Varies according to options and standards of the country to which the machine is delivered

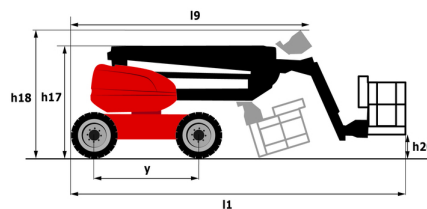
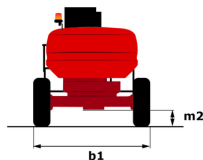
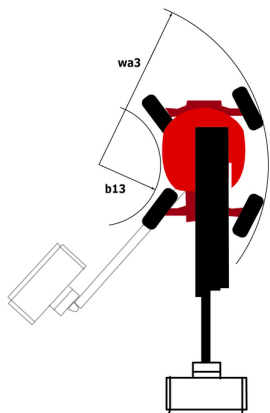
\*\* According to "REDUCE cycle"

# 160 ATJ - Load chart

## Load Chart for MEWP Metric



# 160 ATJ - Dimensional drawing



# Equipment

## Standard

220V predisposition in the platform  
 4 simultaneous movements  
 4 wheel drive  
 4 wheel steer with crab mode  
 Additional foot-operated horn  
 Audible alarm and illuminated indicator lamp (leveling, overload, lowering)  
 Backup electrical pump  
 Basket 1,800 mm  
 CAN bus technology  
 Differential locking on rear axle  
 Driver presence pedal  
 Easy Link with 2 year Service  
 Emergency stop button in platform and on frame  
 Front axle with limited slip  
 Fuel gauge with low level indicator  
 Fully galvanized basket with removable floor - Width: 2100 mm (6 ft. 11 in.)  
 Hour meter  
 Integrated diagnostic assistance  
 Key lock on turret cover  
 Leveling unlocking  
 Load sensing pump  
 Oscillating front axle  
 Secondary Protection System (SPS)  
 Simultaneous steering and turret rotation functions  
 Stop & Go system

## Optional

Antitheft digicode  
 Battery charger  
 Battery cut-off  
 Biodegradable hydraulic oil - Grade 32  
 Cold weather protection oil  
 Diesel tank locking cap  
 Electric plug - 230V - In the basket - With differential circuit breaker - Europe (E/F) type  
 Engine pre-heater  
 Galvanized basket - Width: 1800 mm (5 ft. 11 in.) + Side swing gate  
 Galvanized basket - Width: 2100 mm (6 ft. 11 in.)  
 Galvanized basket - Width: 2100 mm (6 ft. 11 in.) + Side swing gate  
 Higher capacity battery, to start the machine easily in cold countries.  
 Non-marking tires  
 On-board generator (3,5 or 5 kW)  
 Personalized paintwork  
 Safety kit - Helmet and harness  
 Spark arrester muffler  
 Tires - 910x370 mm (36x15 in.) - D610 - Foam filled  
 Water pre-fitting



**Head Office**

B.P. 249 - 430 rue de l'Aubinière  
44150 Ancenis Cedex - France

Tel: +33 (0)2 40 09 10 11 - Fax: +33 (0)2 40 09 10 97

[www.manitou.com](http://www.manitou.com)



This publication provides a description of the configuration versions and options for Manitou products, which may differ for equipment. The equipment presented in this brochure may be part of a series, as an option, or it may not be available, depending on the versions. Manitou reserves the right, at any time and without notice, to amend the specifications described and represented. The specifications provided do not bind the manufacturer. For more details, please contact your Manitou agent. This is not a contractually binding document. The presentation of the products is not contractually binding. List of specifications non-exhaustive. The logos as well as the visual identity of the company are owned by Manitou and cannot be used without authorisation. All rights reserved. The photos and diagrams contained in this brochure are only provided for consultation and information purposes.

MANITOU BF SA - Limited company with board of directors - Share capital: 39,668,399 euros - 857 802 508 RCS Nantes