

Technical sheet :

# 160 ATJ 4WS ST5 RC



 **MANITOU**  
HANDLING YOUR WORLD

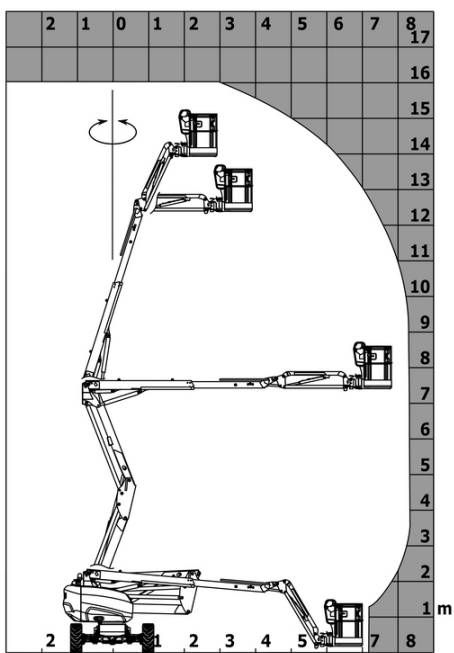
| Capacities                              |         | Metric   |
|---|---------|--|
| Working height                          | h21     | 16.02 m  |
| Platform height                         | h7      | 14.02 m  |
| Max. outreach                           |         | 8.30 m   |
| Overhang                                |         | 7.40 m   |
| Pendular arm rotation (bottom)          |         | +59.50 °   |
| Platform capacity                       | Q       | 230 kg   |
| Turret rotation                         |         | 360 °  |
| Platform rotation (right / left)        |         | 90 ° / 90 °  |
| Number of people (indoor / outdoor)     |         | 2 / 2  |
| Weight and dimensions                   |         |  |
| Platform weight*                        |         | 6118 kg  |
| Platform dimensions (length x width)    | lp / ep | 1.80 m x 0.80 m  |
| Floor height (access)                   | h20     | 0.40 m   |
| Overall length                          | l1      | 6.68 m   |
| Overall width                           | b1      | 2.38 m   |
| Overall height                          | h17     | 2.37 m   |
| Overall length (stowed)                 | l9      | 4.44 m   |
| Overall height (stowed)                 | h18 *** | 2.63 m   |
| Counterweight offset (turret at 90°)    | a7      | 0.19 m   |
| External turning radius                 | Wa3     | 3.63 m   |
| Ground clearance at centre of wheelbase | m2      | 0.36 m   |
| Wheelbase                               | y       | 2.20 m   |
| Performances                            |         |  |
| Drive speed - stowed                    |         | 5 km/h   |
| Drive speed - raised                    |         | 1 km/h   |
| Gradeability                            |         | 45 %   |
| Permissible leveling                    |         | 5 °  |
| Wheels                                  |         |  |
| Tires type                              |         | Foam-filled  |
| Drive wheels (front / rear)             |         | 2 / 2  |
| Steering wheels (front / rear)          |         | 2 / 2  |
| Braking wheels (front / rear)           |         | 0 / 2  |
| Engine/Battery                          |         |  |
| Engine brand / model                    |         | Kubota - D1105-E4B   |
| Engine norm                             |         | Interim Tier 4, Stage IIIA, Stage V  |
| I.C. Engine power rating / Power        |         | 24.50 Hp / 18.50 kW  |
| Miscellaneous                           |         |  |
| Ground Pressure                         |         | 11.60 dan/cm <sup>2</sup>  |
| Hydraulic Pressure                      |         | 340 bar  |
| Hydraulic tank capacity                 |         | 54.20 l  |
| Fuel tank                               |         | 52 l   |
| Noise to environment (LwA)              |         | < 105 dB   |
| Daily consumption **                    |         | 4.51 l   |
| Standards compliance                    |         |  |
| This machine is in compliance with:     |         | European directives: 2006/42/EC- Machinery (revised EN280-1:2022) - 2004/108/EC (EMC) - 2006/95/EC (Low voltage) |

\*Varies according to options and standards of the country to which the machine is delivered

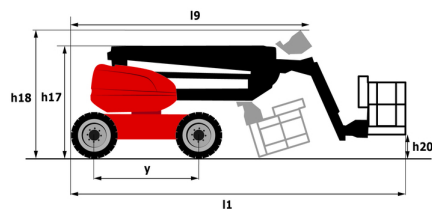
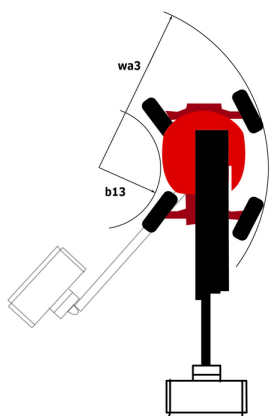
\*\* According to "REDUCE cycle"

# 160 ATJ 4WS ST5 RC - Load chart

## Load Chart for MEWP Metric



# 160 ATJ 4WS ST5 RC - Dimensional drawing



# Equipment

## Standard

220V predisposition in the platform  
4 simultaneous movements  
4 wheel drive  
4 wheel steer with crab mode  
Audible alarm and illuminated indicator lamp (leveling, overload, lowering)  
Backup electrical pump  
Basket 1,800 mm  
CAN bus technology  
Continuous turret rotation  
Dead man pedal  
Differential locking on rear axle  
Easy Link with 2 year Service  
Emergency stop button in platform and on frame  
Front axle with limited slip  
Fuel gauge with low level indicator  
Fully galvanized basket with demountable floor  
Hom in the platform  
Hour meter  
Integrated diagnostic assistance  
Leveling unlocking  
Load sensing pump  
Oscillating front axle  
Secondary Protection System (SPS)  
Steer and rotate  
Stop & Go system

## Optional

Battery charger  
Battery cut-off  
Biodegradable hydraulic oil - Grade 32  
Coded anti-start  
Cold weather protection oil  
Fully galvanized basket 1800mm / 5'11" with lateral door  
Galvanized basket 2,100 mm  
Galvanized basket 2.100 mm / 6'11" with lateral door  
High capacity starting battery  
Lockable fuel cap  
Non-marking tyres  
On-board generator (3,5 or 5 kW)  
Personalized paintwork  
Safety kit - Harness + helmet  
Socket 230 V + differential circuit breaker  
Spark arresting muffler  
Tires - 910x370 mm (36x15 in.) - D610 - Foam filled  
Water heater  
Water predisposition



**Head Office**

B.P. 249 - 430 rue de l'Aubinière

44150 Ancenis Cedex - France

Tel: +33 (0)2 40 09 10 11 - Fax: +33 (0)2 40 09 10 97

[www.manitou.com](http://www.manitou.com)



This publication provides a description of the configuration versions and options for Manitou products, which may differ for equipment. The equipment presented in this brochure may be part of a series, as an option, or it may not be available, depending on the versions. Manitou reserves the right, at any time and without notice, to amend the specifications described and represented. The specifications provided do not bind the manufacturer. For more details, please contact your Manitou agent. This is not a contractually binding document. The presentation of the products is not contractually binding. List of specifications non-exhaustive. The logos as well as the visual identity of the company are owned by Manitou and cannot be used without authorisation. All rights reserved. The photos and diagrams contained in this brochure are only provided for consultation and information purposes.

MANITOU BF SA - Limited company with board of directors - Share capital: 39,668,399 euros - 857 802 508 RCS Nantes