

Technical sheet :

160 ATJ 4WS ST5 RC



 **MANITOU**
HANDLING YOUR WORLD

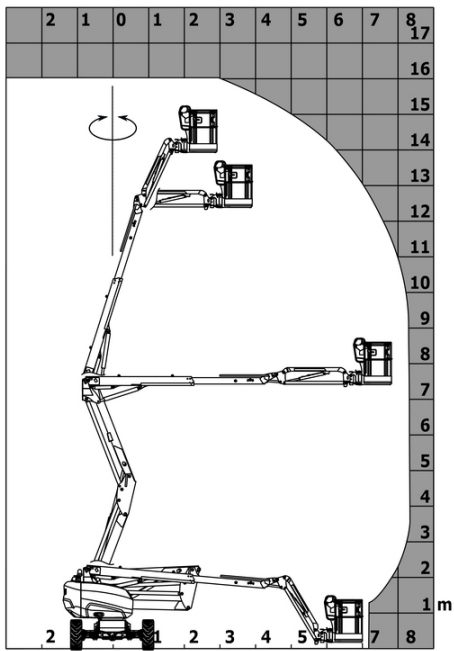
| Capacities | | Metric |
|---|---------|--|
| Working height | h21 | 16.02 m |
| Platform height | h7 | 14.02 m |
| Max. outreach | | 8.30 m |
| Overhang | | 7.40 m |
| Pendular arm rotation (bottom) | | +59.50 ° |
| Platform capacity | Q | 230 kg |
| Turret rotation | | 360 ° |
| Platform rotation (right / left) | | 90 ° / 90 ° |
| Number of people (indoor / outdoor) | | 2 / 2 |
| Weight and dimensions | | |
| Platform weight* | | 6118 kg |
| Platform dimensions (length x width) | lp / ep | 1.80 m x 0.80 m |
| Floor height (access) | h20 | 0.40 m |
| Overall length | l1 | 6.68 m |
| Overall width | b1 | 2.38 m |
| Overall height | h17 | 2.37 m |
| Overall length (stowed) | l9 | 4.44 m |
| Overall height (stowed) | h18 *** | 2.63 m |
| Counterweight offset (turret at 90°) | a7 | 0.19 m |
| External turning radius | Wa3 | 3.63 m |
| Ground clearance at centre of wheelbase | m2 | 0.36 m |
| Wheelbase | y | 2.20 m |
| Performances | | |
| Drive speed - stowed | | 5 km/h |
| Drive speed - raised | | 1 km/h |
| Gradeability | | 45 % |
| Permissible leveling | | 5 ° |
| Wheels | | |
| Tires type | | Foam-filled |
| Drive wheels (front / rear) | | 2 / 2 |
| Steering wheels (front / rear) | | 2 / 2 |
| Braking wheels (front / rear) | | 0 / 2 |
| Engine/Battery | | |
| Engine brand / model | | Kubota - D1105-E4B |
| Engine norm | | Interim Tier 4, Stage IIIA, Stage V |
| I.C. Engine power rating / Power | | 24.50 Hp / 18.50 kW |
| Miscellaneous | | |
| Ground Pressure | | 11.60 dan/cm2 |
| Hydraulic Pressure | | 340 bar |
| Hydraulic tank capacity | | 54.20 l |
| Fuel tank | | 52 l |
| Noise to environment (LwA) | | < 105 dB |
| Daily consumption ** | | 4.51 l |
| Standards compliance | | |
| This machine is in compliance with: | | European directives: 2006/42/EC- Machinery (revised EN280-1:2022) - 2004/108/EC (EMC) - 2006/95/EC (Low voltage) |

*Varies according to options and standards of the country to which the machine is delivered

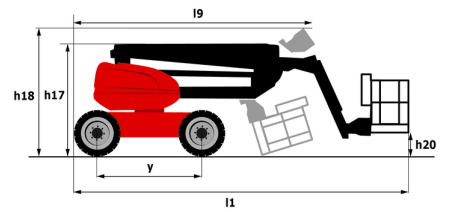
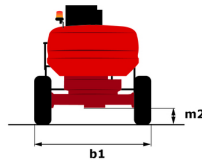
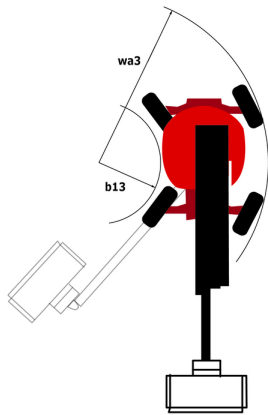
** According to "REDUCE cycle"

160 ATJ 4WS ST5 RC - Load chart

Load Chart for MEWP Metric



160 ATJ 4WS ST5 RC - Dimensional drawing



Equipment

Standard

220V predisposition in the platform
4 simultaneous movements
4 wheel drive
4 wheel steer with crab mode
Audible alarm and illuminated indicator lamp (leveling, overload, lowering)
Backup electrical pump
Basket 1,800 mm
CAN bus technology
Continuous turret rotation
Dead man pedal
Differential locking on rear axle
Easy Link with 2 year Service
Emergency stop button in platform and on frame
Front axle with limited slip
Fuel gauge with low level indicator
Fully galvanized basket with demountable floor
Hom in the platform
Hour meter
Integrated diagnostic assistance
Leveling unlocking
Load sensing pump
Oscillating front axle
Secondary Protection System (SPS)
Steer and rotate
Stop & Go system

Optional

Battery charger
Battery cut-off
Biodegradable hydraulic oil - Grade 32
Coded anti-start
Cold weather protection oil
Fully galvanized basket 1800mm / 5'11" with lateral door
Galvanized basket 2,100 mm
Galvanized basket 2.100 mm / 6'11" with lateral door
High capacity starting battery
Lockable fuel cap
Non-marking tyres
On-board generator (3,5 or 5 kW)
Personalized paintwork
Safety kit - Harness + helmet
Socket 230 V + differential circuit breaker
Spark arresting muffler
Tires - 910x370 mm (36x15 in.) - D610 - Foam filled
Water heater
Water predisposition



Head Office

B.P. 249 - 430 rue de l'Aubinière

44150 Ancenis Cedex - France

Tel: +33 (0)2 40 09 10 11 - Fax: +33 (0)2 40 09 10 97

www.manitou.com



This publication provides a description of the configuration versions and options for Manitou products, which may differ for equipment. The equipment presented in this brochure may be part of a series, as an option, or it may not be available, depending on the versions. Manitou reserves the right, at any time and without notice, to amend the specifications described and represented. The specifications provided do not bind the manufacturer. For more details, please contact your Manitou agent. This is not a contractually binding document. The presentation of the products is not contractually binding. List of specifications non-exhaustive. The logos as well as the visual identity of the company are owned by Manitou and cannot be used without authorisation. All rights reserved. The photos and diagrams contained in this brochure are only provided for consultation and information purposes.

MANITOU BF SA - Limited company with board of directors - Share capital: 39,668,399 euros - 857 802 508 RCS Nantes