

Technical sheet :

# 160 ATJ 4WS ST5 RC



 **MANITOU**  
HANDLING YOUR WORLD

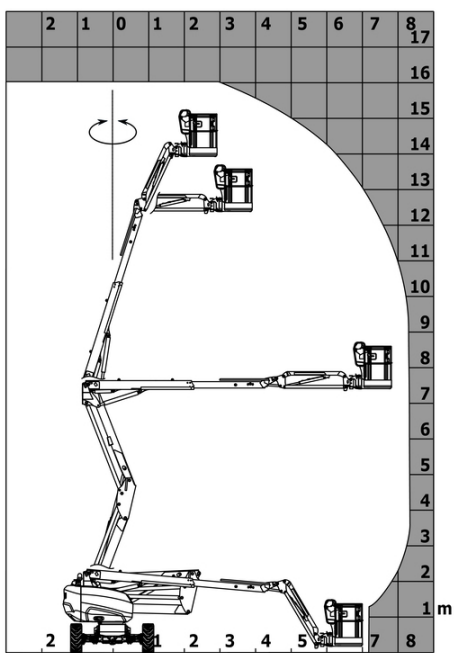
Capacities		Metric
Working height	h21	16.02 m
Platform height	h7	14.02 m
Max. outreach		8.30 m
Overhang		7.40 m
Pendular arm rotation (bottom)		+59.50 °
Platform capacity	Q	230 kg
Turret rotation		360 °
Platform rotation (right / left)		90 ° / 90 °
Number of people (indoor / outdoor)		2 / 2
Weight and dimensions		
Platform weight*		6118 kg
Platform dimensions (length x width)	lp / ep	1.80 m x 0.80 m
Floor height (access)	h20	0.40 m
Overall length	l1	6.68 m
Overall width	b1	2.38 m
Overall height	h17	2.37 m
Overall length (stowed)	l9	4.44 m
Overall height (stowed)	h18 ***	2.63 m
Counterweight offset (turret at 90°)	a7	0.19 m
External turning radius	Wa3	3.63 m
Ground clearance at centre of wheelbase	m2	0.36 m
Wheelbase	y	2.20 m
Performances		
Drive speed - stowed		5 km/h
Drive speed - raised		1 km/h
Gradeability		45 %
Permissible leveling		5 °
Wheels		
Tires type		Foam-filled
Drive wheels (front / rear)		2 / 2
Steering wheels (front / rear)		2 / 2
Braking wheels (front / rear)		0 / 2
Engine/Battery		
Engine brand / model		Kubota - D1105-E4B
Engine norm		Interim Tier 4, Stage IIIA, Stage V
I.C. Engine power rating / Power		24.50 Hp / 18.50 kW
Miscellaneous		
Ground Pressure		11.60 dan/cm2
Hydraulic Pressure		340 bar
Hydraulic tank capacity		54.20 l
Fuel tank		52 l
Noise to environment (LwA)		< 105 dB
Daily consumption **		4.51 l
Standards compliance		
This machine is in compliance with:		European directives: 2006/42/EC- Machinery (revised EN280-1:2022) - 2004/108/EC (EMC) - 2006/95/EC (Low voltage)

\*Varies according to options and standards of the country to which the machine is delivered

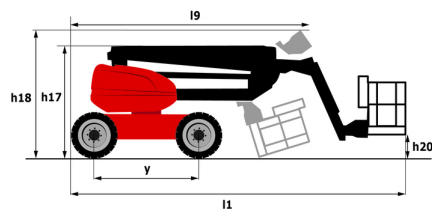
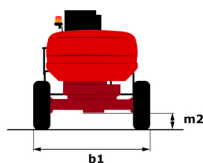
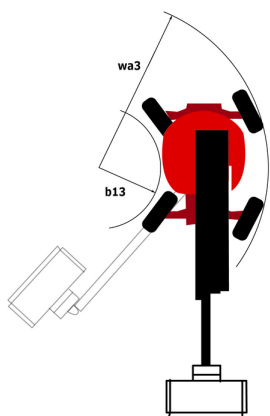
\*\* According to "REDUCE cycle"

# 160 ATJ 4WS ST5 RC - Load chart

Load Chart for MEWP Metric



# 160 ATJ 4WS ST5 RC - Dimensional drawing



# Equipment

---

## Standard

220V predisposition in the platform  
4 simultaneous movements  
4 wheel drive  
4 wheel steer with crab mode  
Audible alarm and illuminated indicator lamp (leveling, overload, lowering)  
Backup electrical pump  
Basket 1,800 mm  
CAN bus technology  
Continuous turret rotation  
Dead man pedal  
Differential locking on rear axle  
Easy Link with 2 year Service  
Emergency stop button in platform and on frame  
Front axle with limited slip  
Fuel gauge with low level indicator  
Fully galvanized basket with demountable floor  
Hom in the platform  
Hour meter  
Integrated diagnostic assistance  
Leveling unlocking  
Load sensing pump  
Oscillating front axle  
Secondary Protection System (SPS)  
Steer and rotate  
Stop & Go system

## Optional

Battery charger  
Battery cut-off  
Biodegradable hydraulic oil - Grade 32  
Coded anti-start  
Cold weather protection oil  
Fully galvanized basket 1800mm / 5'11" with lateral door  
Galvanized basket 2,100 mm  
Galvanized basket 2.100 mm / 6'11" with lateral door  
High capacity starting battery  
Lockable fuel cap  
Non-marking tyres  
On-board generator (3,5 or 5 kW)  
Personalized paintwork  
Safety kit - Harness + helmet  
Socket 230 V + differential circuit breaker  
Spark arresting muffler  
Tires - 910x370 mm (36x15 in.) - D610 - Foam filled  
Water heater  
Water predisposition



 **MANITOU**  
**HANDLING YOUR WORLD**

**Head Office**

B.P. 249 - 430 rue de l'Aubinière

44150 Ancenis Cedex - France

Tel: +33 (0)2 40 09 10 11 - Fax: +33 (0)2 40 09 10 97

[www.manitou.com](http://www.manitou.com)



This publication provides a description of the configuration versions and options for Manitou products, which may differ for equipment. The equipment presented in this brochure may be part of a series, as an option, or it may not be available, depending on the versions. Manitou reserves the right, at any time and without notice, to amend the specifications described and represented. The specifications provided do not bind the manufacturer. For more details, please contact your Manitou agent. This is not a contractually binding document. The presentation of the products is not contractually binding. List of specifications non-exhaustive. The logos as well as the visual identity of the company are owned by Manitou and cannot be used without authorisation. All rights reserved. The photos and diagrams contained in this brochure are only provided for consultation and information purposes.

MANITOU BF SA - Limited company with board of directors - Share capital: 39,668,399 euros - 857 802 508 RCS Nantes