

Technical sheet :

160 ATJ RC



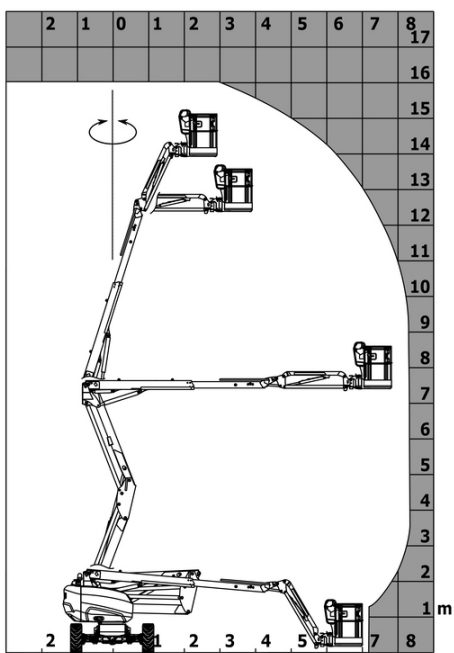
| Capacities | | Metric |
|---|---------|---|
| Working height | h21 | 16.02 m |
| Platform height | h7 | 14.02 m |
| Maximum outreach | | 8.30 m |
| Overhang | | 7.40 m |
| Pendular arm rotation (bottom) | | +59.50 ° |
| Platform capacity | Q | 230 kg |
| Turret rotation | | 360 ° |
| Platform rotation (right / left) | | 90 ° / 90 ° |
| Number of people (indoor / outdoor) | | 2 / 2 |
| Weight and dimensions | | |
| Platform weight* | | 6118 kg |
| Platform dimensions (length x width) | lp / ep | 1.80 m x 0.80 m |
| Floor height (access) | h20 | 0.40 m |
| Overall length | l1 | 6.68 m |
| Overall width | b1 | 2.38 m |
| Overall height | h17 | 2.37 m |
| Overall length (stowed) | l9 | 4.44 m |
| Overall height (stowed) | h18 *** | 2.63 m |
| Counterweight offset (turret at 90°) | a7 | 0.19 m |
| External turning radius | Wa3 | 3.63 m |
| Ground clearance at centre of wheelbase | m2 | 0.36 m |
| Wheelbase | y | 2.20 m |
| Performances | | |
| Drive speed - stowed | | 5 km/h |
| Drive speed - raised | | 1 km/h |
| Gradeability | | 45 % |
| Permissible leveling | | 5 ° |
| Wheels | | |
| Tires type | | Foam-filled |
| Drive wheels (front / rear) | | 2 / 2 |
| Steering wheels (front / rear) | | 2 / 2 |
| Braking wheels (front / rear) | | 0 / 2 |
| Engine/Battery | | |
| Engine brand / model | | Kubota - D1105-E4B |
| Engine norm | | Interim Tier 4, Stage IIIA, Stage V |
| Engine power (Hp / kW) | | 24.50 Hp / 18.50 kW |
| Miscellaneous | | |
| Ground Pressure | | 11.60 daN/cm ² |
| Hydraulic Pressure | | 340 bar |
| Hydraulic tank capacity | | 54.20 l |
| Fuel | | 52 l |
| Noise to environment (LwA) | | < 105 dB |
| Daily consumption ** | | 4.51 l |
| Standards compliance | | |
| This machine is in compliance with: | | European directives: 2006/42/EC- Machinery (revised EN280-1:2022) - 2004/108/EC (EMC) - EMC according to EN 12895 / 2015 +A1 / 2019 |

*Varies according to options and standards of the country to which the machine is delivered

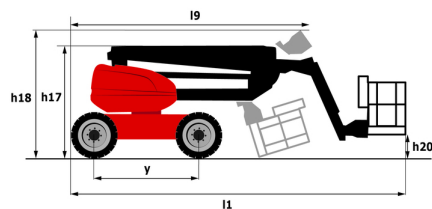
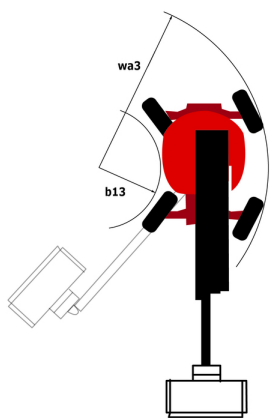
** According to "REDUCE cycle"

160 ATJ RC - Load chart

Load Chart for MEWP Metric



160 ATJ RC - Dimensional drawing



Equipment

Standard

220V predisposition in the platform
 4 simultaneous movements
 4 wheel drive
 4 wheel steer with crab mode
 Additional foot-operated horn
 Audible alarm and illuminated indicator lamp (leveling, overload, lowering)
 Backup electrical pump
 Basket 1,800 mm
 CAN bus technology
 Continuous turret rotation
 Differential locking on rear axle
 Driver presence pedal
 Easy Link with 2 year Service
 Emergency stop button in platform and on frame
 Front axle with limited slip
 Fuel gauge with low level indicator
 Fully galvanized basket with removable floor - Width: 2100 mm (6 ft. 11 in.)
 Hour meter
 Integrated diagnostic assistance
 Key lock on turret cover
 Leveling unlocking
 Load sensing pump
 Oscillating front axle
 Secondary Protection System (SPS)
 Simultaneous steering and turret rotation functions
 Stop & Go system

Optional

Anti-theft digicode
 Battery charger
 Battery cut-off
 Biodegradable hydraulic oil - Grade 32
 Cold weather protection oil
 Diesel tank locking cap
 Electric plug - 230V - In the basket - With differential circuit breaker - Europe (E/F) type
 Engine pre-heater
 Galvanized basket - Width: 1800 mm (5 ft. 11 in.) + Side swing gate
 Galvanized basket - Width: 2100 mm (6 ft. 11 in.)
 Galvanized basket - Width: 2100 mm (6 ft. 11 in.) + Side swing gate
 Higher capacity battery, to start the machine easily in cold countries.
 Non-marking tires
 On-board generator (3,5 or 5 kW)
 Personalized paintwork
 Safety kit - Helmet and harness
 Spark arrester muffler
 Tires - 910x370 mm (36x15 in.) - D610 - Foam filled
 Water pre-fitting



 **MANITOU**
HANDLING YOUR WORLD

Head Office

B.P. 249 - 430 rue de l'Aubinière
44150 Ancenis Cedex - France

Tel: +33 (0)2 40 09 10 11 - Fax: +33 (0)2 40 09 10 97

www.manitou.com



This publication provides a description of the configuration versions and options for Manitou products, which may differ for equipment. The equipment presented in this brochure may be part of a series, as an option, or it may not be available, depending on the versions. Manitou reserves the right, at any time and without notice, to amend the specifications described and represented. The specifications provided do not bind the manufacturer. For more details, please contact your Manitou agent. This is not a contractually binding document. The presentation of the products is not contractually binding. List of specifications non-exhaustive. The logos as well as the visual identity of the company are owned by Manitou and cannot be used without authorisation. All rights reserved. The photos and diagrams contained in this brochure are only provided for consultation and information purposes.

MANITOU BF SA - Limited company with board of directors - Share capital: 39,668,399 euros - 857 802 508 RCS Nantes