

Technical sheet :

MAN'GO 12

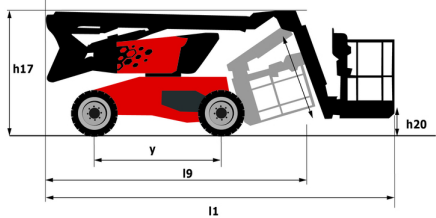
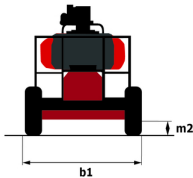
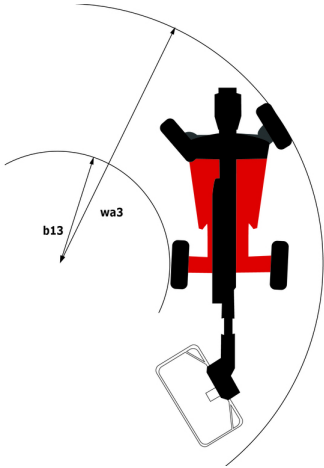


 **MANITOU**
HANDLING YOUR WORLD

| Capacities | | Metric |
|---|---------|---|
| Working height | h21 | 11.91 m |
| Platform height | h7 | 9.90 m |
| Maximum outreach | | 6.19 m |
| Overhang | | 4.80 m |
| Pendular arm rotation (top / bottom) | | +64 ° / -70 ° |
| Platform capacity | Q | 230 kg |
| Turret rotation | | 350 ° |
| Platform rotation (right / left) | | 70 ° / 66 ° |
| Number of people (indoor / outdoor) | | 2 / 2 |
| Weight and dimensions | | |
| Platform weight* | | 4150 kg |
| Platform dimensions (length x width) | lp / ep | 1.50 m x 0.98 m |
| Floor height (access) | h20 | 0.39 m |
| Overall length | l1 | 5.50 m |
| Overall width | b1 | 1.80 m |
| Overall height | h17 | 2.02 m |
| Overall length (stowed) | l9 | 4.50 m |
| Overall height (stowed) | h18 *** | 2.49 m |
| Jib length | l13 | 1.46 m |
| Counterweight offset (turret at 90°) | a7 | 0.19 m |
| Internal turning radius / External turning radius | Wa3 | 1.71 m/4.11 m |
| Ground clearance at centre of wheelbase | m2 | 0.32 m |
| Wheelbase | y | 2 m |
| Performances | | |
| Drive speed - stowed | | 5.20 km/h |
| Drive speed - raised | | 1 km/h |
| Gradeability | | 45 % |
| Permissible leveling | | 4 ° |
| Wheels | | |
| Tires type | | Solid tires |
| Standard tires | | 720 x 240 mm |
| Drive wheels (front / rear) | | 2 / 2 |
| Steering wheels (front / rear) | | 2 / 0 |
| Braking wheels (front / rear) | | 2 / 2 |
| Engine/Battery | | |
| Engine brand / model | | Kubota - D1105-E4B |
| Engine norm | | Stage IIIA, Stage V |
| Engine power (Hp / kW) | | 24.80 Hp / 18.50 kW |
| Miscellaneous | | |
| Ground Pressure | | 15 dan/cm2 |
| Hydraulic Pressure | | 400 bar |
| Hydraulic tank capacity | | 60 l |
| Fuel | | 53 l |
| Noise to environment (LwA) | | 100 dB |
| Vibration on hands/arms | | 0.76 m/s² |
| Daily consumption ** | | 4.41 l |
| Standards compliance | | |
| This machine is in compliance with: | | European directives: 2006/42/EC- Machinery (revised EN280-1:2022) - 2004/108/EC (EMC) - EMC according to EN 12895 / 2015 +A1 / 2019 |

*Varies according to options and standards of the country to which the machine is delivered
** According to "REDUCE cycle"

MAN'GO 12 - Dimensional drawing



| |
|---|
| 3 Simultaneous movements |
| Audible alarm and illuminated indicator lamp (leveling, overload, lowering) |
| Basket 1,500 mm |
| CAN bus technology |
| Dead man pedal |
| Differential locking |
| Easy Manager |
| Emergency stop button in platform and on frame |
| Engine compartment with key lock |
| Fuel gauge with low level indicator |
| Hom in the platform |
| Hour meter |
| Leveling unlocking |
| Management via engine speed bearing |
| Manual emergency lowering |
| Pendular arm |
| Proportional controls |
| Protective cover for control panel |
| Quick access to components |
| Secondary Protection System (SPS) |
| Simplified lift control system |
| Stop & Go system |

| |
|--|
| 110 or 230V plug with differential circuit breaker |
| Audio warning on all motion |
| Audio warning on all motion - White noise |
| Audio warning on translation |
| Battery blanket |
| Battery charger automatic start |
| Battery cut-off |
| Biodegradable oil |
| Catalytic cleaner |
| Coded anti-start |
| Cold weather protection oil |
| Earthing and shortcircuiting pre-fitting (Bolted ball) |
| Easy Link - With access control keypad |
| Easy link with remote lock |
| Engine compartment with key lock |
| External pneumatic supply source |
| Fuel filling sieve |
| High capacity starting battery |
| High visibility reflective strips |
| Hydraulic oil heater |
| Key lock on turret covers |
| LED amber strobe light on the basket |
| Lockable fuel cap |
| Non-marking tires |
| On-board generator (3,5 or 5 kW) |
| Rail protection |
| Safety harness |
| Screen protection on the lower box control |
| Spark arrester |
| Turret orientation information |
| Water predisposition |
| Working light |



Head Office

B.P. 249 - 430 rue de l'Aubinière

44150 Ancenis Cedex - France

Tel: +33 (0)2 40 09 10 11 - Fax: +33 (0)2 40 09 10 97

www.manitou.com



This publication provides a description of the configuration versions and options for Manitou products, which may differ for equipment. The equipment presented in this brochure may be part of a series, as an option, or it may not be available, depending on the versions. Manitou reserves the right, at any time and without notice, to amend the specifications described and represented. The specifications provided do not bind the manufacturer. For more details, please contact your Manitou agent. This is not a contractually binding document. The presentation of the products is not contractually binding. List of specifications non-exhaustive. The logos as well as the visual identity of the company are owned by Manitou and cannot be used without authorisation. All rights reserved. The photos and diagrams contained in this brochure are only provided for consultation and information purposes.

MANITOU BF SA - Limited company with board of directors - Share capital: 39,668,399 euros - 857 802 508 RCS Nantes