

Technical sheet :

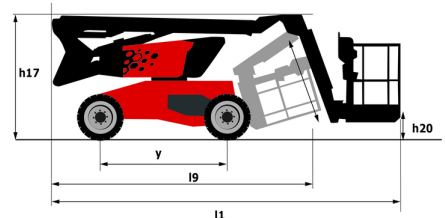
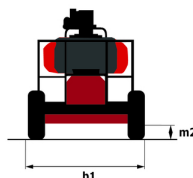
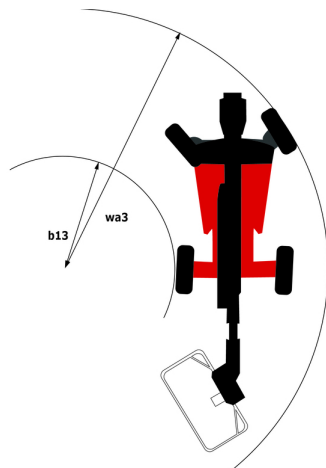
# MAN'GO 12



Capacities		Metric
Working height	h21	11.91 m
Platform height	h7	9.90 m
Maximum outreach		6.19 m
Overhang		4.80 m
Pendular arm rotation (top / bottom)		+64 ° / -70 °
Platform capacity	Q	230 kg
Turret rotation		350 °
Platform rotation (right / left)		70 ° / 66 °
Number of people (indoor / outdoor)		2 / 2
Weight and dimensions		
Platform weight*		4150 kg
Platform dimensions (length x width)	lp / ep	1.50 m x 0.98 m
Floor height (access)	h20	0.39 m
Overall length	l1	5.50 m
Overall width	b1	1.80 m
Overall height	h17	2.02 m
Overall length (stowed)	l9	4.50 m
Overall height (stowed)	h18 ***	2.49 m
Jib length	l13	1.46 m
Counterweight offset (turret at 90°)	a7	0.19 m
Internal turning radius / External turning radius	Wa3	1.71 m/4.11 m
Ground clearance at centre of wheelbase	m2	0.32 m
Wheelbase	y	2 m
Performances		
Drive speed - stowed		5.20 km/h
Drive speed - raised		1 km/h
Gradeability		45 %
Permissible leveling		4 °
Wheels		
Tires type		Solid tires
Standard tires		720 x 240 mm
Drive wheels (front / rear)		2 / 2
Steering wheels (front / rear)		2 / 0
Braking wheels (front / rear)		2 / 2
Engine/Battery		
Engine brand / model		Kubota - D1105-E4B
Engine norm		Stage IIIA, Stage V
Engine power (Hp / kW)		24.80 Hp / 18.50 kW
Miscellaneous		
Ground Pressure		15 daN/cm2
Hydraulic Pressure		400 bar
Hydraulic tank capacity		60 l
Fuel		53 l
Noise to environment (LwA)		< 100 dB
Vibration on hands/arms		< 0.76 m/s <sup>2</sup>
Daily consumption **		4.41 l
Standards compliance		
This machine is in compliance with:		European directives: 2006/42/EC- Machinery (revised EN280-1:2022) - 2004/108/EC (EMC) - EMC according to EN 12895 / 2015 +A1 / 2019

\*Varies according to options and standards of the country to which the machine is delivered  
 \*\* According to "REDUCE cycle"

### MAN'GO 12 - Dimensional drawing



# Equipment

## Standard

3 Simultaneous movements  
 Additional foot-operated horn  
 Audible alarm and illuminated indicator lamp (leveling, overload, lowering)  
 Basket controls protection  
 CAN bus technology  
 Differential locking  
 Driver presence pedal  
 Easy Manager  
 Emergency stop button in platform and on frame  
 Fuel gauge with low level indicator  
 Galvanized basket - Width: 1500 mm (4 ft. 11 in.)  
 Hour meter  
 Key lock on turret cover  
 Leveling unlocking  
 Management via engine speed bearing  
 Manual emergency lowering  
 Pendular arm  
 Proportional controls  
 Quick access to components  
 Secondary Protection System (SPS)  
 Simplified lift control system  
 Stop & Go system

## Optional

Anti-theft digicode  
 Audio warning on all motion  
 Audio warning on all motion - White noise  
 Audio warning on translation  
 Battery charger automatic start  
 Battery cut-off  
 Biodegradable oil  
 Catalytic cleaner  
 Charger plug - 110V - 16A - United Kingdom (G) type  
 Cold weather protection oil  
 Compressed air pipe pre-fitting  
 Diesel filter on tank inlet  
 Diesel tank locking cap  
 Earthing and short-circuiting pre-fitting (Bolted ball)  
 Easy Link - With access control keypad  
 Easy Link - With remote lock  
 High visibility reflective strips  
 Higher capacity battery, to start the machine easily in cold countries.  
 Hydraulic oil pre-heater  
 Key lock on turret cover  
 Key lock on turret cover  
 LED amber strobe light on the basket  
 LED work light - On basket  
 Non-marking tires  
 On-board generator (3,5 or 5 kW)  
 Rail protection  
 Safety harness  
 Screen protection on the lower box control  
 Spark arrester muffler  
 Starter battery blanket  
 Turret orientation detection  
 Water pre-fitting

**Head Office**

B.P. 249 - 430 rue de l'Aubinière  
44150 Ancenis Cedex - France

Tel: +33 (0)2 40 09 10 11 - Fax: +33 (0)2 40 09 10 97

[www.manitou.com](http://www.manitou.com)



This publication provides a description of the configuration versions and options for Manitou products, which may differ for equipment. The equipment presented in this brochure may be part of a series, as an option, or it may not be available, depending on the versions. Manitou reserves the right, at any time and without notice, to amend the specifications described and represented. The specifications provided do not bind the manufacturer. For more details, please contact your Manitou agent. This is not a contractually binding document. The presentation of the products is not contractually binding. List of specifications non-exhaustive. The logos as well as the visual identity of the company are owned by Manitou and cannot be used without authorisation. All rights reserved. The photos and diagrams contained in this brochure are only provided for consultation and information purposes.

MANITOU BF SA - Limited company with board of directors - Share capital: 39,668,399 euros - 857 802 508 RCS Nantes