Technical sheet :

MAN'GO 12

MANITOU
HANDLING YOUR WORLD

Capacities		Metric
Working height	h21	11.91 m
Platform height	h7	9.90 m
Maximum outreach		6.19 m
Overhang		4.80 m
Pendular arm rotation (top / bottom)		+64 ° / -70 °
Platform capacity	Q	230 kg
Turret rotation		350 °
Platform rotation (right / left)		70 ° / 66 °
Number of people (indoor / outdoor)		2 / 2
Weight and dimensions		
Platform weight*		4150 kg
Platform dimensions (length x width)	lp / ep	1.50 m x 0.98 m
Floor height (access)	h20	0.39 m
Overall length	l1	5.50 m
Overall width	b1	1.80 m
Overall height	h17	2.02 m
Overall length (stowed)	l9	4.50 m
Overall height (stowed)	h18 ***	2.49 m
Jib length	l13	1.46 m
Counterweight offset (turret at 90Â°)	a7	0.19 m
Internal turning radius / External turning radius	Wa3	1.71 m/4.11 m
Ground clearance at centre of wheelbase	m2	0.32 m
Wheelbase	y	2 m
Performances		
Drive speed - stowed		5.20 km/h
Drive speed - raised		1 km/h
Gradeability		45 %
Permissible leveling		4 °
Wheels		
Tires type		Solid tires
Standard tires		720 x 240 mm
Drive wheels (front / rear)		2 / 2
Steering wheels (front / rear)		2 / 0
Braking wheels (front / rear)		2 / 2
Engine/Battery		
Engine brand / model		Kubota - D1105-E4B
Engine norm		Stage V
Engine power (Hp / kW)		24.80 Hp / 18.50 kW
Miscellaneous		
Ground Pressure		15 dan/cm2
Hydraulic Pressure		400 bar
Hydraulic tank capacity		60 l
Fuel tank		53 l
Noise to environment (LwA)		< 100 dB
Vibration on hands/arms		< 0.76 m/s²
Daily consumption **		4.41 l
Standards compliance		
This machine is in compliance with:		European directives: 2006/42/EC- Machinery (revised EN280-1:2022) - 2004/108/EC (EMC) - EMC according to EN 12895 / 2015 +A1 / 2019

*Varies according to options and standards of the country to which the machine is delivered
** According to "REDUCE cycle"

MAN'GO 12 - Dimensional drawing

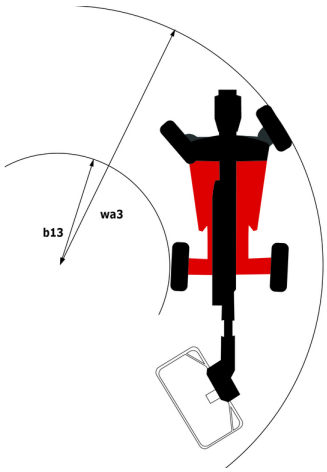

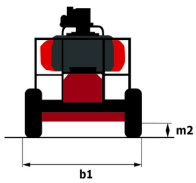

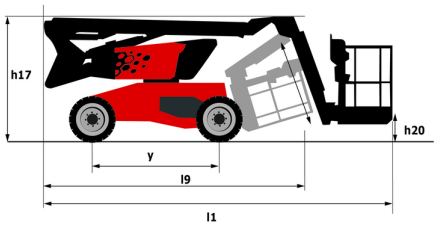

Equipment

Standard
3 Simultaneous movements
Audible alarm and illuminated indicator lamp (leveling, overload, lowering)
Basket 1,500 mm
CAN bus technology
Dead man pedal
Differential locking
Easy Manager
Emergency stop button in platform and on frame
Engine compartment with key lock
Fuel gauge with low level indicator
Horn in the platform
Hour meter
Leveling unlocking
Management via engine speed bearing
Manual emergency lowering
Pendular arm
Proportional controls
Protective cover for control panel
Quick access to components
Secondary Protection System (SPS)
Simplified lift control system
Stop & Go system

Optional
110 or 230V plug with differential circuit breaker
Audio warning on all motion
Audio warning on all motion - White noise
Audio warning on translation
Battery blanket
Battery charger automatic start
Battery cut-off
Biodegradable oil
Catalytic cleaner
Coded anti-start
Cold weather protection oil
Earthing and shortcircuiting pre-fitting (Bolted ball)
Easy Link - With access control keypad
Easy link with remote lock
Engine compartment with key lock
External pneumatic supply source
Fuel filling sieve
High capacity starting battery
High visibility reflective strips
Hydraulic oil heater
Key lock on turret covers
LED amber strobe light on the basket
Lockable fuel cap
Non-marking tires
On-board generator (3,5 or 5 kW)
Rail protection
Safety harness
Screen protection on the lower box control
Spark arrester
Turret orientation information
Water predisposition
Working light

MANITOU
HANDLING YOUR WORLD

Head Office
B.P. 249 - 430 rue de l'Aubinière
44150 Ancenis Cedex - France
Tel: +33 (0)2 40 09 10 11 - Fax: +33 (0)2 40 09 10 97
www.manitou.com

This publication provides a description of the configuration versions and options for Manitou products, which may differ for equipment. The equipment presented in this brochure may be part of a series, as an option, or it may not be available, depending on the versions. Manitou reserves the right, at any time and without notice, to amend the specifications described and represented. The specifications provided do not bind the manufacturer. For more details, please contact your Manitou agent. This is not a contractually binding document. The presentation of the products is not contractually binding. List of specifications non-exhaustive. The logos as well as the visual identity of the company are owned by Manitou and cannot be used without authorisation. All rights reserved. The photos and diagrams contained in this brochure are only provided for consultation and information purposes.
MANITOU BF SA - Limited company with board of directors - Share capital: 39,668,399 euros - 857 802 508 RCS Nantes