

Technical sheet :

260 TJ+ ST5



 **MANITOU**
HANDLING YOUR WORLD

Capacities		Metric
Working height	h21	25.89 m
Platform height	h7	23.89 m
Maximum outreach		19.70 m
Pendular arm rotation (top / bottom)		+70 ° / -63 °
Platform capacity	Q	408 kg
Turret rotation		360 °
Platform rotation (right / left)		90 ° / 90 °
Number of people (indoor / outdoor)		3 / 3
Weight and dimensions		
Platform weight*		16710 kg
Platform dimensions (length x width)	lp / ep	2.30 m x 0.90 m
Floor height (access)	h20	0.48 m
Overall length	l1	10.84 m
Overall width	b1	2.48 m
Overall height	h17	2.71 m
Overall length (stowed)	l9	7.88 m
Overall height (stowed)	h18 ***	2.80 m
Jib length	l13	2.40 m
Counterweight offset (turret at 90°)	a7	1.43 m
External turning radius	Wa3	4.35 m
Ground clearance at centre of wheelbase	m2	0.42 m
Wheelbase	y	2.80 m
Performances		
Drive speed - stowed		4.50 km/h
Drive speed - raised		0.80 km/h
Gradeability		35 %
Permissible leveling		4 °
Wheels		
Tires type		Solid tires
Standard tires		40 x 14 in / 1025 x 365 mm
Drive wheels (front / rear)		2 / 2
Steering wheels (front / rear)		2 / 2
Braking wheels (front / rear)		2 / 2
Engine/Battery		
Engine brand / model		Yanmar - 4TNV88C
Engine nom		Stage V
Engine power (Hp / kW)		46 Hp / 34.30 kW
Miscellaneous		
Ground Pressure		21.30 daN/cm2
Hydraulic Pressure		400 bar
Hydraulic tank capacity		94 l
Fuel		76 l
Sound pressure level (platform work station) (LpA)		79 dB
Daily consumption **		7 l
Standards compliance		
This machine is in compliance with:		European directives: 2006/42/EC- Machinery (revised EN280-1:2022) - 2004/108/EC (EMC) - EMC according to EN 12895 / 2015 +A1 / 2019

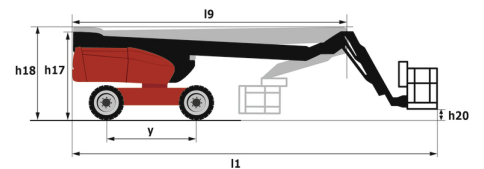
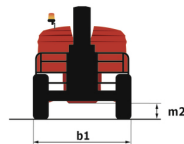
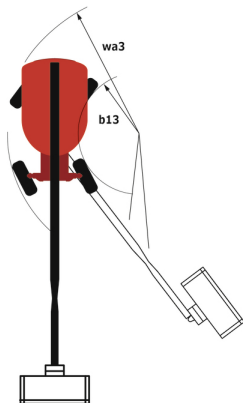
*Varies according to options and standards of the country to which the machine is delivered

** According to "REDUCE cycle"

260 TJ+ ST5 - Load chart



260 TJ+ ST5 - Dimensional drawing



Equipment

Standard

4 simultaneous movements
 4 wheel drive
 4 wheel steer with crab mode
 Audible alarm and illuminated indicator lamp (leveling, overload, lowering)
 Backup electrical pump
 Basket controls protection
 Connected machine
 Continuous turret rotation
 Differential locking on rear axle
 Driver presence pedal
 Electrical pre-fitting - 230V
 Electronic platform compensation
 Emergency stop button in platform and on frame
 Engine mounted on sliding platform
 Engine with DPF (Diesel Particulate Filter)
 Front axle with limited slip
 Fuel gauge with low level indicator
 Hour meter
 Integrated diagnostic assistance
 Key lock on turret cover
 LED rotating beacon
 LS pump
 Large color screen on turret
 Leveling unlocking
 Oscillating front axle
 Painted basket - For heavy loads - Width: 2300 mm (7 ft. 7 in.)
 Remote control for transport
 Secondary Protection System (SPS)
 Stop & Go system
 Turret orientation detection
 X Y function
 Yellow and black safety stickers on moving parts

Optional

Additional storage boxes
 Audio warning on all motion
 Audio warning on all motion
 Battery charger
 Battery charger automatic start
 Battery cut-off
 Biodegradable hydraulic oil - Grade 32
 Biodegradable hydraulic oil - Grade 32
 Charger plug - 110V - 16A - United Kingdom (G) type
 Compressed air pipe pre-fitting
 Diesel tank locking cap
 Earthing and short-circuiting pre-fitting (Bolted ball)
 Easy Link - With access control keypad
 Easy Link - With remote lock
 Electric plug - 230V - In the basket - With differential circuit breaker - Europe (E/F) type
 Engine Block Heater
 Hydraulic oil pre-heater
 LED amber strobe light on the basket
 LED work light - On basket
 Non-marking tires
 On-board generator (3,5 or 5 kW)
 Packing for containerisation
 Painted basket - For heavy loads - Width: 2300 mm (7 ft. 7 in.)
 Painted narrow basket for heavy loads 1800mm (5 ft 11 in.)
 Panel support kit
 Rail protection
 Reflective stripes
 Safety kit - Helmet and harness
 Safety valve
 Starter battery blanket
 Starter battery charger and engine pre-heater with common outlet
 Tube support kit
 Water pre-fitting

**Head Office**

B.P. 249 - 430 rue de l'Aubinière
44150 Ancenis Cedex - France

Tel: +33 (0)2 40 09 10 11 - Fax: +33 (0)2 40 09 10 97

www.manitou.com



This publication provides a description of the configuration versions and options for Manitou products, which may differ for equipment. The equipment presented in this brochure may be part of a series, as an option, or it may not be available, depending on the versions. Manitou reserves the right, at any time and without notice, to amend the specifications described and represented. The specifications provided do not bind the manufacturer. For more details, please contact your Manitou agent. This is not a contractually binding document. The presentation of the products is not contractually binding. List of specifications non-exhaustive. The logos as well as the visual identity of the company are owned by Manitou and cannot be used without authorisation. All rights reserved. The photos and diagrams contained in this brochure are only provided for consultation and information purposes.

MANITOU BF SA - Limited company with board of directors - Share capital: 39,668,399 euros - 857 802 508 RCS Nantes