

Technical sheet :

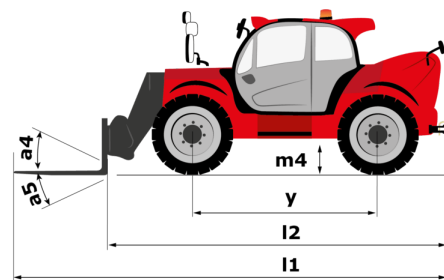
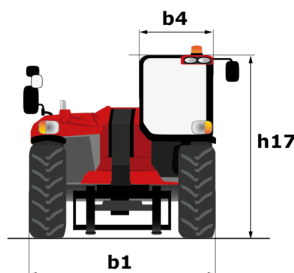
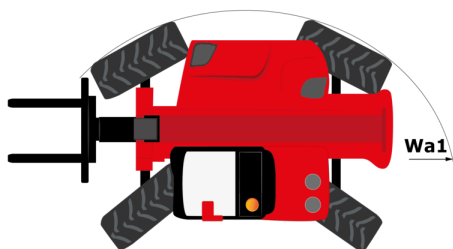
MHT 10160 ST5



 **MANITOU**
HANDLING YOUR WORLD

Capacities		Metric
Max. capacity		16000 kg
Load center of gravity	c	600 mm
Max. lifting height		9.60 m
Max. outreach		5.20 m
Weight and dimensions		
Overall length	l1	7.35 m
Unladen weight (with forks)		21500 kg
Ground clearance	m4	0.43 m
Wheelbase	y	3.37 m
Length to face of forks	l2	6.15 m
Overall width	b1	2.48 m
Overall height	h17	2.99 m
Overall cab width	b4	0.95 m
Tilt-down angle	a5	104 °
Tilt-up angle	a4	12 °
External turning radius (over tyres)	Wa1	5.20 m
Forks length / width / section	l / e / s	1200 mm x 180 mm / 75 mm
Frame leveling corrector	a9	9 °
Wheels		
Standard tires		17,5-R25
Number of front wheels / rear wheels		2 / 2
Drive wheels (front / rear)		2 / 2
Steering mode		2 wheel steer, 4 wheel steer, Crab mode
Engine		
Engine brand		Yanmar
Engine norm		Stage V / Tier 4
Engine model		4TN107FTT-6SMU1
Number of cylinders / Capacity of cylinders		4 - 4567 cm³
I.C. Engine power rating / Power		173 Hp / 127 kW
Max. torque / Engine rotation		805 Nm@1500 rpm
Engine cooling system		Water
Number of batteries		2
Battery voltage		12 V
Drawbar pull		11770 daN
Transmission		
Transmission type		Hydrostatic
Number of gears (forward / reverse)		2 / 2
Max. travel speed		25 km/h
Parking brake		Automatic negative parking brake
Service brake		Oil-immersed multi-discs braking on front & rear axles
Gradeability (laden / unladen)		32.40 % / 55.40 %
Hydraulics		
Hydraulic pump type		Variable displacement pump
Hydraulic flow - Pressure		185 l/min - 350 bar
Tank capacities		
Engine oil		13 l
Hydraulic oil		290 l
Fuel tank		315 l
Diesel Exhaust fluid (AdBlue® type)		24 l
Noise and vibration		
Noise at driving position (LpA)		75 dB
Noise to environment (LwA)		108 dB
Vibration on hands/arms		< 2.50 m/s²
Miscellaneous		
Safety cab homologation		ROPS - FOPS level 2 cab
Controls		JSM
Attachment recognition system (E-Reco)		Standard

MHT 10160 ST5 - Dimensional drawing



MHT 10160 ST5 - Load chart

Machine on tyres with forks LC 600 mm Metric



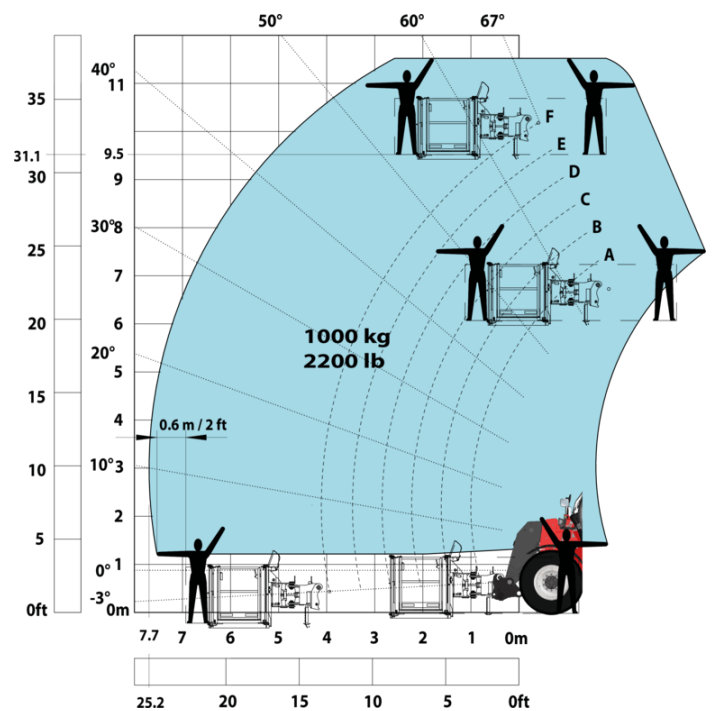
Machine on tyres with forks LC 1200 mm Metric



Machine on tyres with 3-hook jib 16000 kg (Metric)



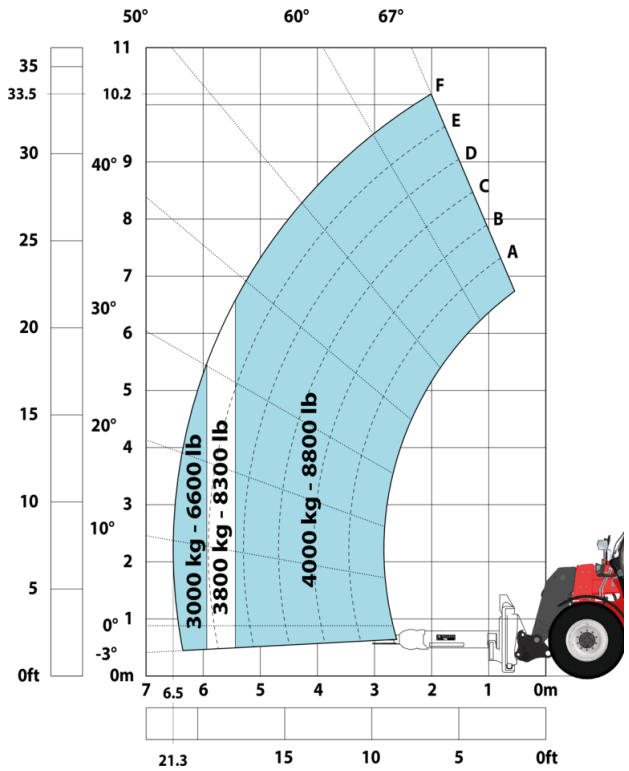
Machine on tyres with platform Metric



Machine on tyres with tyre handler TH 51 (Metric)



Machine on tyres with cylinder handler CH 4 (Metric)



Mining Specifications



Head Office

B.P. 249 - 430 rue de l'Aubinière

44150 Ancenis Cedex - France

Tel: +33 (0)2 40 09 10 11 - Fax: +33 (0)2 40 09 10 97

www.manitou.com



This publication provides a description of the configuration versions and options for Manitou products, which may differ for equipment. The equipment presented in this brochure may be part of a series, as an option, or it may not be available, depending on the versions. Manitou reserves the right, at any time and without notice, to amend the specifications described and represented. The specifications provided do not bind the manufacturer. For more details, please contact your Manitou agent. This is not a contractually binding document. The presentation of the products is not contractually binding. List of specifications non-exhaustive. The logos as well as the visual identity of the company are owned by Manitou and cannot be used without authorisation. All rights reserved. The photos and diagrams contained in this brochure are only provided for consultation and information purposes.

MANITOU BF SA - Limited company with board of directors - Share capital: 39,668,399 euros - 857 802 508 RCS Nantes