

Technical sheet :

# MHT 11250 ST5

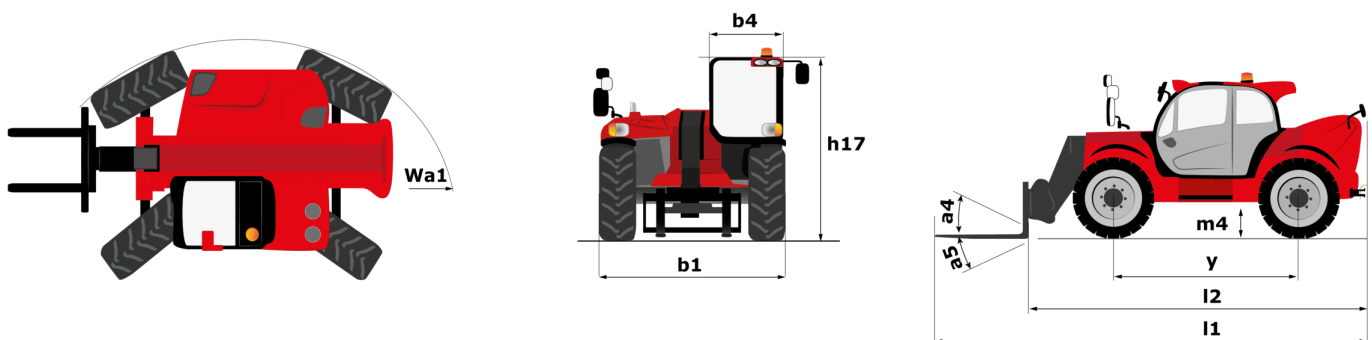
---



 **MANITOU**  
HANDLING YOUR WORLD

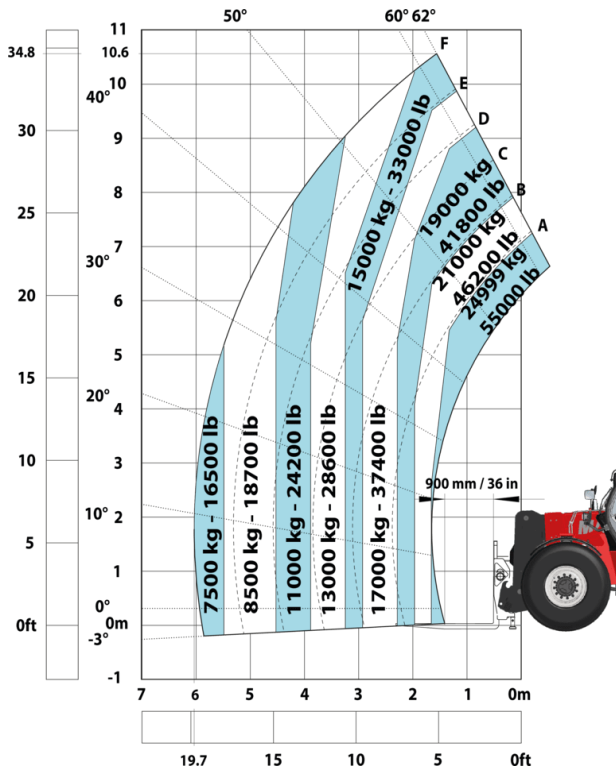
Capacities		Imperial
Max. capacity		55113 lb
Load center of gravity	c	35 in
Max. lifting height		34 ft 9 in
Maximum outreach		19 ft 8 in
Weight and dimensions		
Overall length	l1	29 ft 3 in
Unladen weight (with forks)		72642 lb
Ground clearance	m4	1 ft 7 in
Wheelbase	y	13 ft 5 in
Length to face of forks	l2	23 ft 4 in
Overall width	b1	9 ft 2 in
Overall height	h17	10 ft 1 in
Overall cab width	b4	3 ft 1 in
Tilt-up angle	a4	10 °
Tilt-down angle	a5	106 °
External turning radius (over tyres)	Wa1	18 ft 1 in
Forks length / width / section	l / e / s	71 in x 9 in x 4 in
Frame leveling corrector	a9	10 °
Wheels		
Standard tires		18.00 R25
Number of front wheels / rear wheels		2 / 2
Drive wheels (front / rear)		2 / 2
Steering mode		2 wheel steer, 4 wheel steer, Crab mode
Engine		
Engine brand		Yanmar
Engine norm		Stage V, Tier 4
Engine model		4TN107FTT-6SMU2
Number of cylinders / Capacity of cylinders		4 - 279 in³
I.C. Engine power rating / Power		211 Hp / 155 kW
Max. torque / Engine rotation		594 ft/lbs@1500 rpm
Engine cooling system		Water
Number of batteries		2
Battery voltage		12 V
Drawbar pull		20400 daN
Transmission		
Transmission type		Hydrostatic
Number of gears (forward / reverse)		2 / 2
Max. travel speed		16 mph
Parking brake		Automatic negative parking brake
Service brake		Oil-immersed multi-discs braking on front & rear axles
Gradeability (laden / unladen)		31.50 % / 57.70 %
Hydraulics		
Hydraulic pump type		Variable displacement pump
Hydraulic flow - Pressure		76 US gpm - 5076 PSI
Tank capacities		
Engine oil		3 US gal
Fuel tank		83 US gal
Diesel Exhaust fluid (AdBlue® type)		6 US gal
Noise and vibration		
Noise to environment (LwA)		109 dB
Vibration on hands/arms		< 2.50 m/s²
Noise at driving position (LpA) tested following NF EN 12053 norm		75 dB
Miscellaneous		
Cab certification		Cabin ROPS - FOPS level 2
Controls		JSM
Attachment recognition system (E-Reco)		Standard

## MHT 11250 ST5 - Dimensional drawing

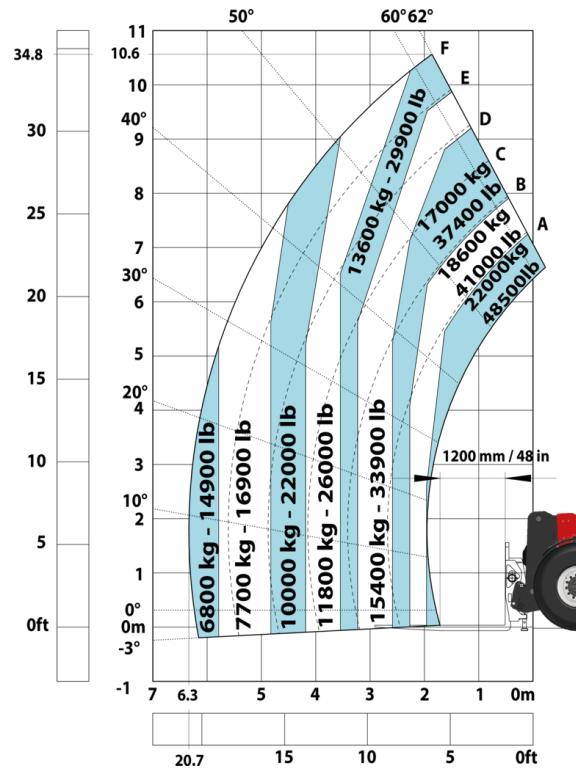


## MHT 11250 ST5 - Load chart

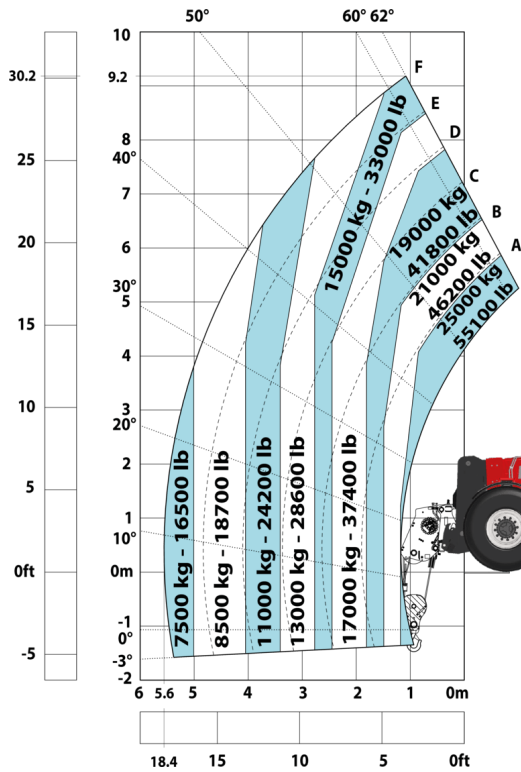
Machine on tires with forks LC 900 mm Imperial



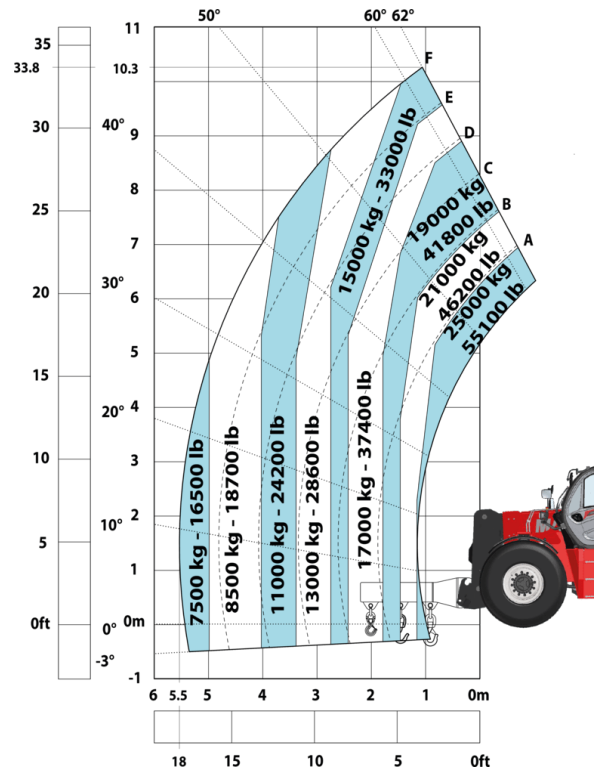
Machine on tires with forks LC 1200 mm Imperial



Machine on tires with winch 25000 kg (Imperial)

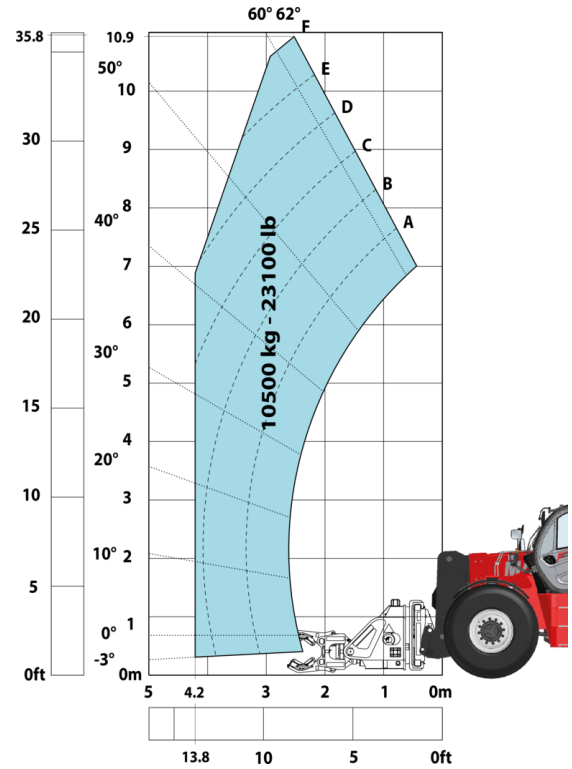
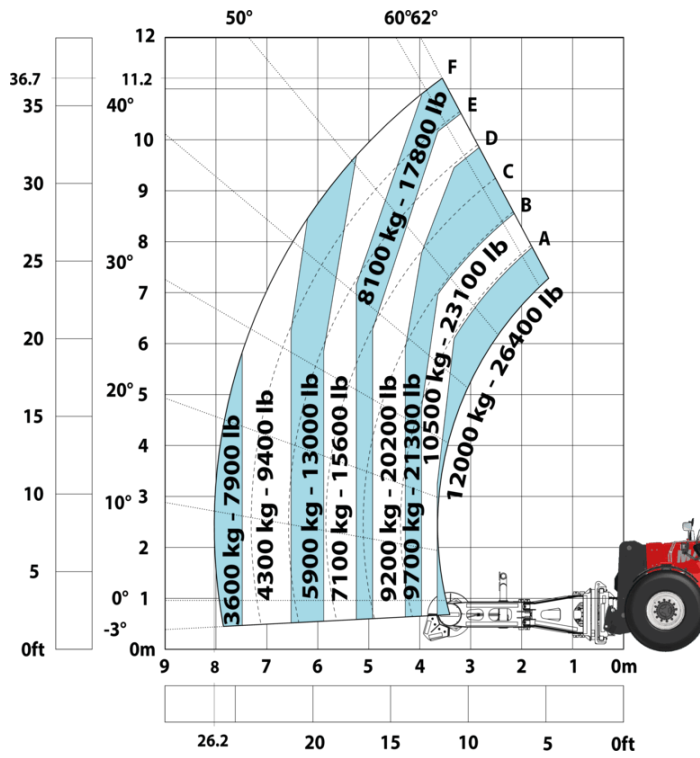


Machine on tires with 3-hook jib 25000 kg (Imperial)



Machine on tires with tire handler TH 63 (Imperial)

Machine on tires with cylinder handler CH 10 (Imperial)





**Head Office**

B.P. 249 - 430 rue de l'Aubinière

44150 Ancenis Cedex - France

Tel: +33 (0)2 40 09 10 11 - Fax: +33 (0)2 40 09 10 97

[www.manitou.com](http://www.manitou.com)



This publication provides a description of the configuration versions and options for Manitou products, which may differ for equipment. The equipment presented in this brochure may be part of a series, as an option, or it may not be available, depending on the versions. Manitou reserves the right, at any time and without notice, to amend the specifications described and represented. The specifications provided do not bind the manufacturer. For more details, please contact your Manitou agent. This is not a contractually binding document. The presentation of the products is not contractually binding. List of specifications non-exhaustive. The logos as well as the visual identity of the company are owned by Manitou and cannot be used without authorisation. All rights reserved. The photos and diagrams contained in this brochure are only provided for consultation and information purposes.

MANITOU BF SA - Limited company with board of directors - Share capital: 39,668,399 euros - 857 802 508 RCS Nantes