

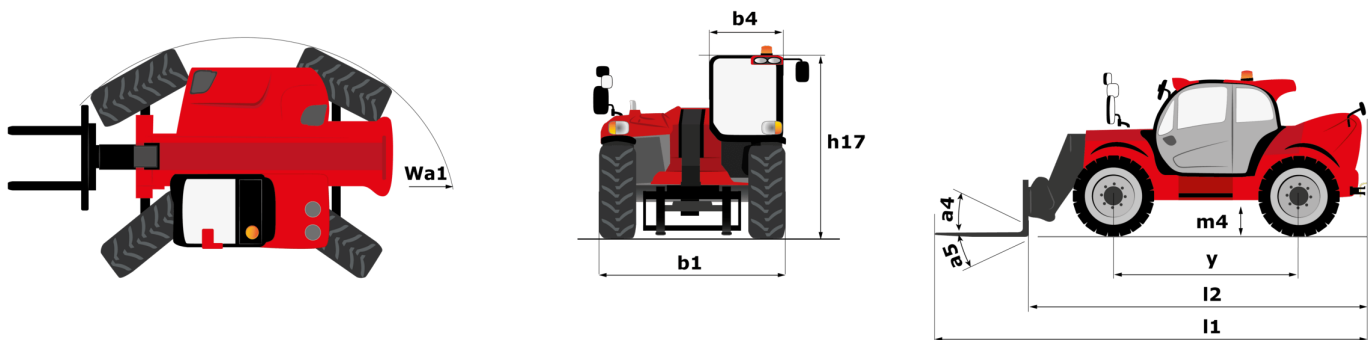
Technical sheet :

MHT 790 ST5



Capacities		Imperial
Max. capacity		19842 lb
Load center of gravity	c	24 in
Max. lifting height		22 ft 4 in
Max. outreach		12 ft 2 in
Weight and dimensions		
Overall length	l1	21 ft
Unladen weight (with forks)		29013 lb
Ground clearance	m4	1 ft 5 in
Wheelbase	y	9 ft 5 in
Length to face of forks	l2	17 ft 1 in
Overall width	b1	8 ft 1 in
Overall height	h17	8 ft 4 in
Overall cab width	b4	3 ft 1 in
Tilt-up angle	a4	15 °
Tilt-down angle	a5	109 °
External turning radius (over tyres)	Wa1	15 ft 6 in
Forks length / width / section	l / e / s	47 in x 8 in / 2 in
Wheels		
Standard tires		445/65 R22,5
Number of front wheels / rear wheels		2 / 2
Drive wheels (front / rear)		2 / 2
Steering mode		2 wheel steer, 4 wheel steer, Crab mode
Engine		
Engine brand		Yanmar
Engine norm		Stage V / Tier 4
Engine model		4TN107FHT-5SMUF
Number of cylinders / Capacity of cylinders		4 - 279 in ³
I.C. Engine power rating / Power		143 Hp / 105 kW
Max. torque / Engine rotation		444 ft/lbs@1500 rpm
Engine cooling system		Water cooled
Number of batteries		1
Battery voltage / capacity		12 V / 1200 Ah
Drawbar pull		10050 daN
Transmission		
Transmission type		Hydrostatic
Number of gears (forward / reverse)		2 / 2
Max. travel speed		22 mph
Parking brake		Automatic negative parking brake
Service brake		Oil-immersed multi-discs braking on front & rear axles
Gradeability (laden / unladen)		48.10 % / 37.40 %
Hydraulics		
Hydraulic pump type		Variable displacement pump
Hydraulic flow - Pressure		49 US gpm - 3916 PSI
Tank capacities		
Engine oil		3 US gal
Hydraulic oil		40 US gal
Fuel tank		44 US gal
Diesel Exhaust fluid (AdBlue® type)		5 US gal
Noise and vibration		
Noise at driving position (LpA)		75 dB
Noise to environment (LWA)		107 dB
Vibration on hands/arms		< 2.50 m/s ²
Miscellaneous		
Safety cab homologation		Cabin ROPS - FOPS level 2
Controls		JSM

MHT 790 ST5 - Dimensional drawing

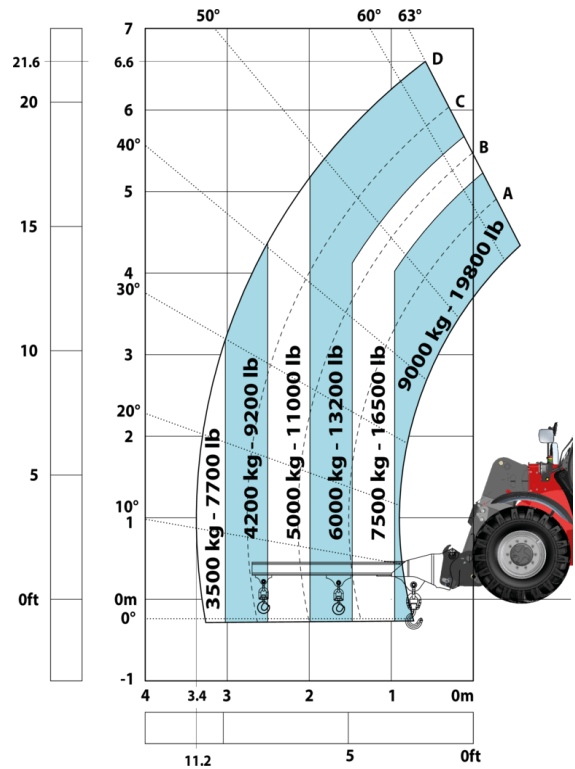


MHT 790 ST5 - Load chart

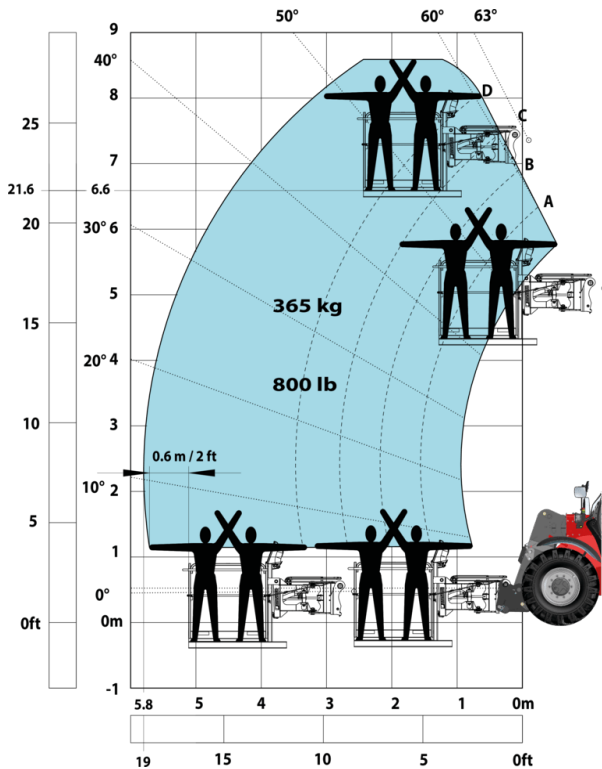
Machine on tyres with forks LC 600 mm (Imperial)



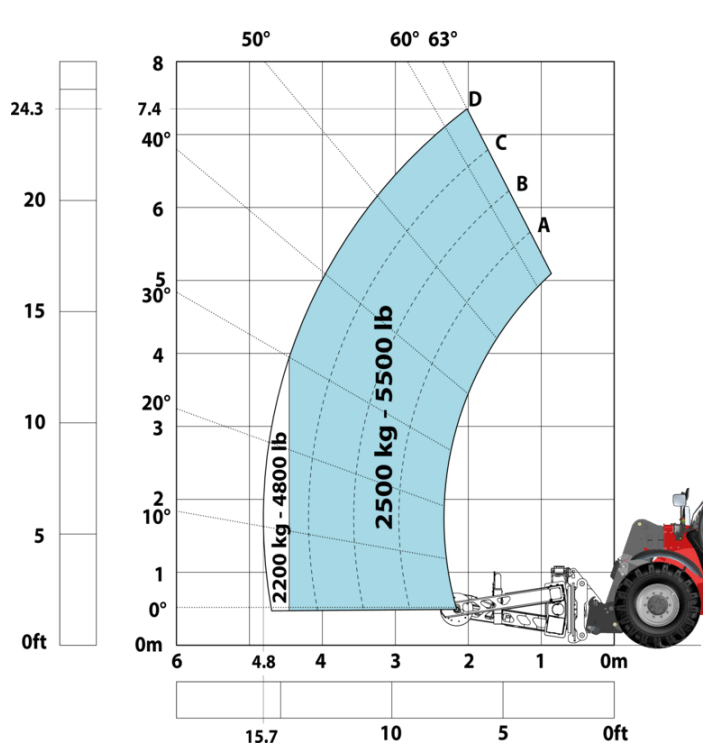
Machine on tyres with 3-hook jib 9000 kg (Imperial)



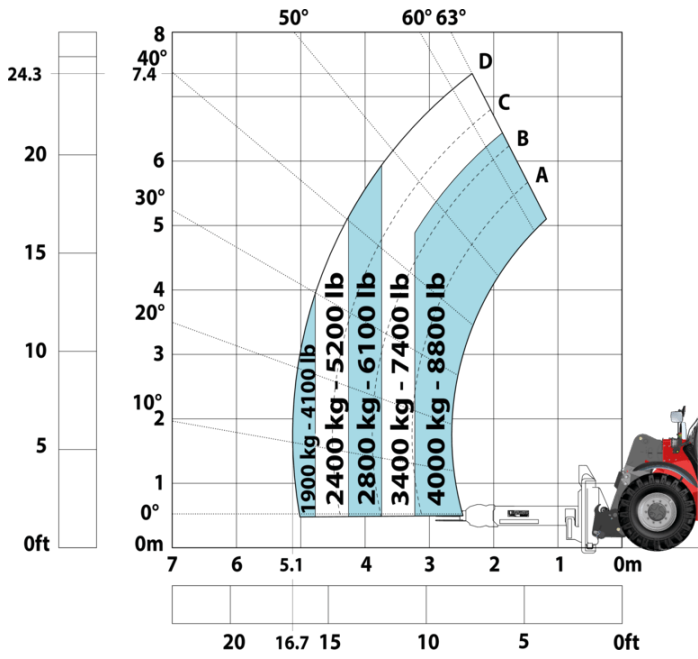
Machine on tyres with platform Imperial



Machine on tyres with tyre handler TH 49 (Imperial)



Machine on tyres with cylinder handler CH 4 (Imperial)





Head Office

B.P. 249 - 430 rue de l'Aubinière

44150 Ancenis Cedex - France

Tel: +33 (0)2 40 09 10 11 - Fax: +33 (0)2 40 09 10 97

www.manitou.com



This publication provides a description of the configuration versions and options for Manitou products, which may differ for equipment. The equipment presented in this brochure may be part of a series, as an option, or it may not be available, depending on the versions. Manitou reserves the right, at any time and without notice, to amend the specifications described and represented. The specifications provided do not bind the manufacturer. For more details, please contact your Manitou agent. This is not a contractually binding document. The presentation of the products is not contractually binding. List of specifications non-exhaustive. The logos as well as the visual identity of the company are owned by Manitou and cannot be used without authorisation. All rights reserved. The photos and diagrams contained in this brochure are only provided for consultation and information purposes.

MANITOU BF SA - Limited company with board of directors - Share capital: 39,668,399 euros - 857 802 508 RCS Nantes