

Technical sheet :

MRT 2570

VISION +



 **MANITOU**
HANDLING YOUR WORLD

Capacities		Imperial
Max. capacity		15432 lb
Max. lifting height		81 ft 4 in
Maximum outreach		67 ft 3 in
Weight and dimensions		
Overall length (with forks)	l1	29 ft 1 in
Length to face of forks	l2	25 ft 2 in
Overall width	b1	8 ft 2 in
Overall height	h17	10 ft 2 in
Overall cab width	b4	3 ft 2 in
Ground clearance	m4	1 ft 3 in
Wheelbase	y	10 ft 8 in
Tilt-up angle	a4	12 °
Tilt-down angle	a5	110 °
Turret rotation		360 °
Overall weight		46958 lb
Forks length / width / section	l / e / s	47 in x 5 in x 2 in
Wheels		
Standard tires		445/65 R22,5
Drive wheels (front / rear)		2 / 2
Steering mode		2 wheel steer, 4 wheel steer, Crab mode
Stabilisers		
Stabilizers Type		Telescopic Duplex
Controls with stabs		Stabs Commands Individual or Simultaneous
Engine		
Engine brand		Yanmar
Engine norm		Stage V, Tier 4
Engine model		4TN107FTT-6SMU1
I.C. Engine power rating / Power		173 Hp / 127 kW
Max. torque / Engine rotation (min)		594 ft/lbs @ 1500 rpm
Number of cylinders - Capacity of cylinders		4 - 279 in³
Engine cooling system		Water cooled
Electric circuit		
Number of batteries / Battery voltage		2 x 12 V
12V Battery capacity		120 Ah
Battery starting current		(EN)850 A
Transmission		
Transmission type		Hydrostatic
Gearbox / Number of gears (forward) / Number of gears (reverse)		Speedshift / 2 / 2
Max. travel speed		25 mph
Drawbar pull		9200 daN
Parking brake		Automatic negative parking brake
Service brake		Oil-immersed multi-discs braking on front & rear axles
Performances		
Gradeability (laden / unladen)		32.40 % / 41.40 %
Hydraulics		
Hydraulic pump type		Variable displacement pump
Hydraulic flow		45 US gpm
Hydraulic Pressure		5076 PSI
Tank capacities		
Engine oil		3 US gal
Fuel tank		85 US gal
Diesel Exhaust fluid (AdBlue® type)		6 US gal
Noise and vibration		
Noise at driving position (LpA)		67 dB
Noise to environment (LwA)		108 dB
Vibration on hands/arms		< 8 ft/s²
Miscellaneous		
Steering wheels (front / rear)		2 / 2
Controls		2 Joysticks
Cab certification		Cabin ROPS - FOPS level 2
Attachment recognition system (E-Reco)		Standard

MRT 2570 - Dimensional drawing



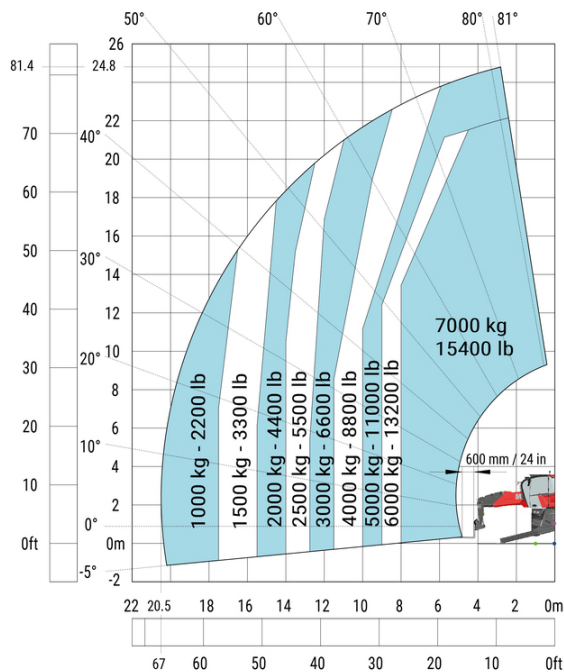
Other data			Imperial
Length of frame		l14	19 ft 5 in
Wheelbase		y	10 ft 8 in
Ground clearance		m4	1 ft 3 in
Counterweight offset (turret at 90°)		a7	11 ft 4 in
Tilt-up angle		a4	12 °
Tilt-down angle		a5	110 °
Overall length at stabilisers		l12	18 ft 5 in
External turning radius (over tyres)		Wa1	15 ft 2 in
Overall width with stabilisers extended		b7	19 ft 10 in
Overall height		h17	10 ft 2 in
Frame leveling corrector		a9	+/- 7 °
Ground clearance under front tires on stabilizers		m5	1 ft 4 in

MRT 2570 - Load chart

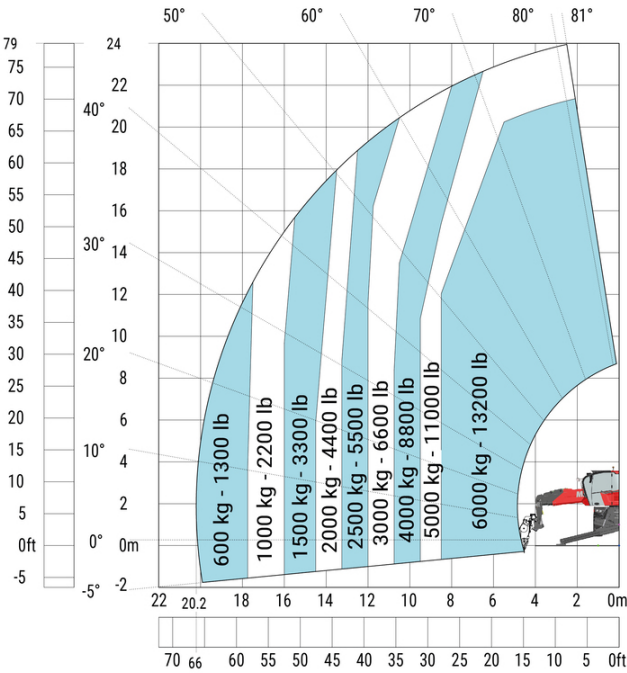
Machine on tires with forks Imperial



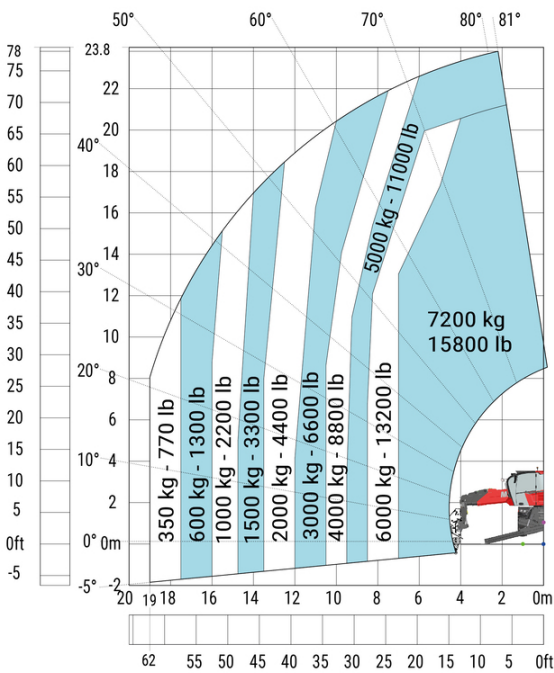
Machine on lowered stabilisers with forks Imperial



Machine on lowered stabilisers with winch 6000 kg (Imperial)



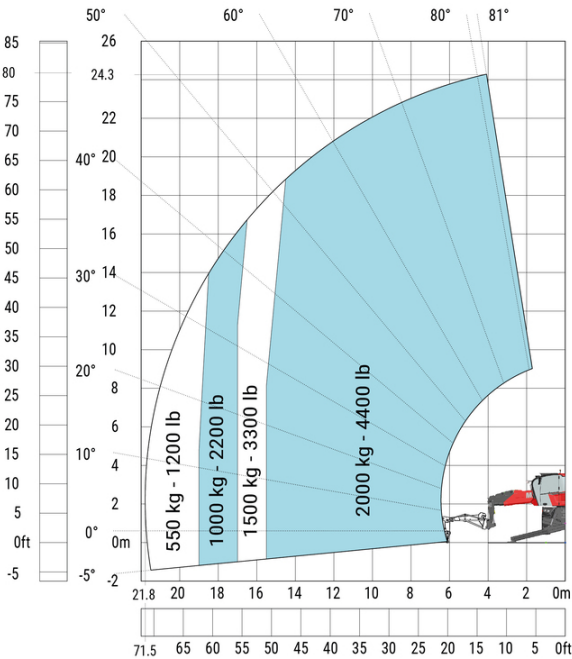
Machine on lowered stabilisers with winch 7200 kg (Imperial)



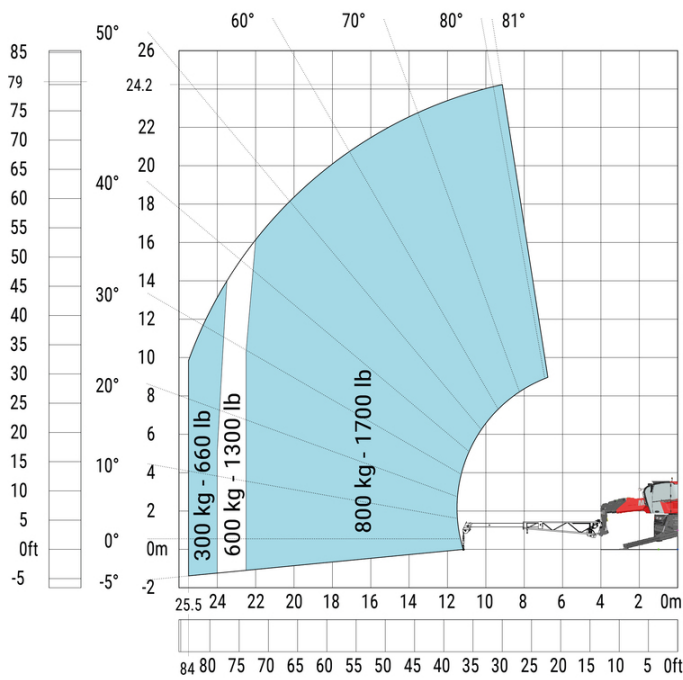
Machine on lowered stabilisers with 1500 kg jib Imperial



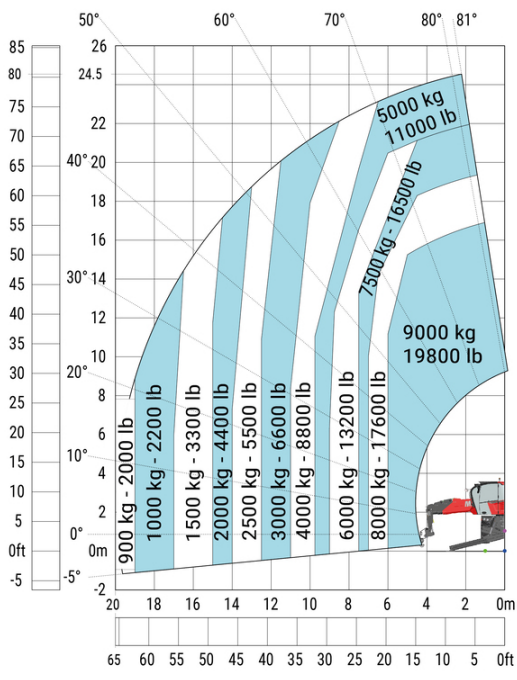
Machine on lowered stabilisers with 2000 kg jib (Imperial)



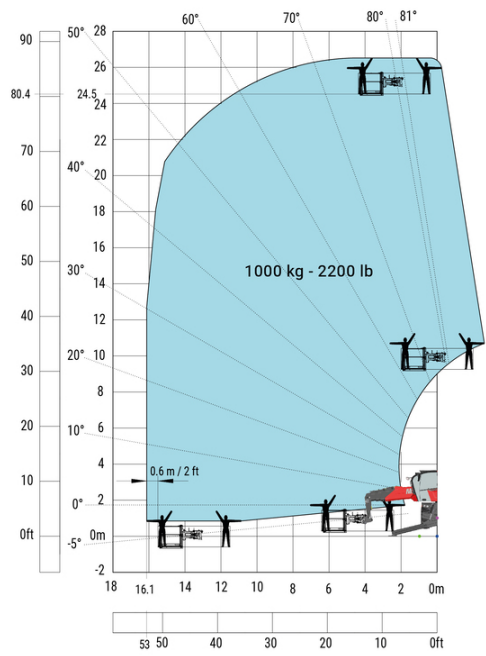
Machine on lowered stabilisers with extensible jib with winch (Imperial)



Machine on lowered stabilisers with hook 9000 kg (Imperial)



Machine on lowered stabilisers with 1000 kg platform Imperial





Head Office

B.P. 249 - 430 rue de l'Aubinière

44150 Ancenis Cedex - France

Tel: +33 (0)2 40 09 10 11 - Fax: +33 (0)2 40 09 10 97

www.manitou.com



This publication provides a description of the configuration versions and options for Manitou products, which may differ for equipment. The equipment presented in this brochure may be part of a series, as an option, or it may not be available, depending on the versions. Manitou reserves the right, at any time and without notice, to amend the specifications described and represented. The specifications provided do not bind the manufacturer. For more details, please contact your Manitou agent. This is not a contractually binding document. The presentation of the products is not contractually binding. List of specifications non-exhaustive. The logos as well as the visual identity of the company are owned by Manitou and cannot be used without authorisation. All rights reserved. The photos and diagrams contained in this brochure are only provided for consultation and information purposes.

MANITOU BF SA - Limited company with board of directors - Share capital: 39,668,399 euros - 857 802 508 RCS Nantes