

Technical sheet :

MRT 3570 ES

VISION +



 **MANITOU**
HANDLING YOUR WORLD

Capacities		Metric
Max. capacity	Q	7000 kg
Max. lifting height		34.70 m
Maximum outreach		28 m
Weight and dimensions		
Overall length (with forks)	l1	10.06 m
Length to face of forks	l2	8.86 m
Overall width	b1	2.50 m
Overall height	h17	3.26 m
Overall cab width	b4	0.96 m
External turning radius (over tyres)	Wa1	5.16 m
Ground clearance	m4	0.39 m
Wheelbase	y	3.75 m
Frame leveling longitudinal +/-		3 °
Tilt-up angle	a4	13 °
Tilt-down angle	a5	108 °
Turret rotation		360 °
Overall weight		24000 kg
Forks length / width / section	l / e / s	1200 mm x 125 mm x 60 mm
Wheels		
Standard tires		ASCENSO - WLB550 - 17.5-25
Drive wheels (front / rear)		2 / 2
Steering mode		2 wheel steer, 4 wheel steer, Crab mode
Stabilisers		
Stabilizers Type		Telescopic Triplex
Controls for stabs		Stabs Commands Individual or Simultaneous
Engine		
Engine brand		Yanmar
Engine norm		Stage V, Tier 4
Engine model		4TN107FTT-6SMU2
Engine power (Hp / kW)		211 Hp / 155 kW
Max. torque / Engine rotation (min)		805 Nm @ 1500 rpm
Number of cylinders - Capacity of cylinders		4 - 4567 cm ³
Engine cooling system		Water cooled
Electric circuit		
Number of batteries / Battery voltage		2 x 12 V
12V Battery capacity		120 Ah
Battery starting current		(EN)850 A
Transmission		
Transmission type		Hydrostatic with CVT
Max. travel speed		40 km/h
Drawbar pull		9300 daN
Parking brake		Automatic negative parking brake
Service brake		Oil-immersed multi-discs braking on front & rear axles
Performances		
Gradeability (laden / unladen)		29 % / 38.70 %
Hydraulics		
Hydraulic pump type		Variable displacement pump
Hydraulic flow		172 l/min
Hydraulic Pressure		350 bar
Tank capacities		
Engine oil		13 l
Fuel		320 l
Diesel Exhaust fluid (AdBlue® type)		24 l
Noise and vibration		
Noise at driving position (LpA)		68 dB
Noise to environment (LWA)		109 dB
Vibration on hands/arms		< 2.50 m/s ²
Miscellaneous		
Steering wheels (front / rear)		2 / 2
Controls		2 Joysticks
Cab certification		Cabin ROPS - FOPS level 2
Attachment recognition system (E-Reco)		Standard

MRT 3570 ES - Dimensional drawing



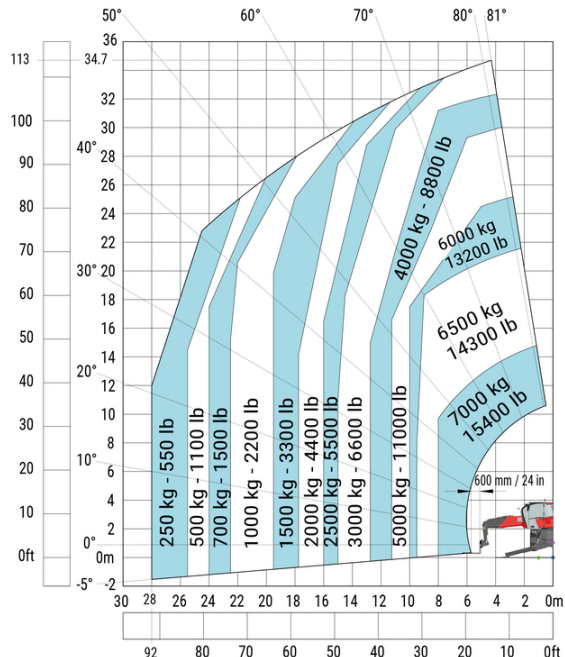
Other data		Metric
Length of frame	l14	6.80 m
Counterweight offset (turret at 90°)	a7	3.75 m
Overall length at stabilisers	l12	6.50 m
Overall width with stabilisers extended	b7	7.42 m
Frame leveling corrector	a9	+/- 8°
Ground clearance under front tires on stabilizers	m5	0.37 m

MRT 3570 ES - Load chart

Machine on tires with forks Metric

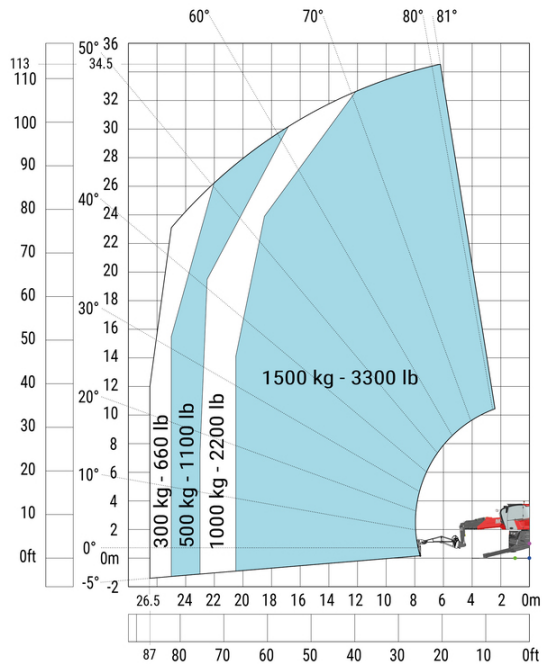
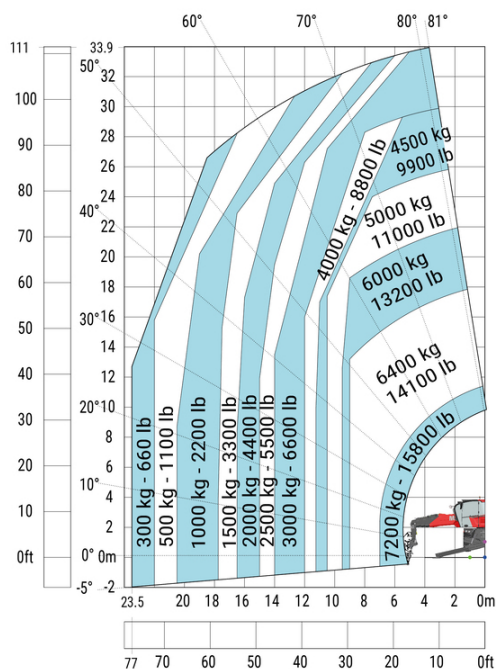


Machine on lowered stabilisers with forks Metric



Machine on lowered stabilisers with winch 7200 kg (metric)

Machine on lowered stabilisers with 1500 kg jib Metric



Machine on lowered stabilisers with hook 9000 kg (Metric)

Machine on lowered stabilisers with 365 kg platform Metric



Machine on lowered stabilisers with 3D positive Metric





Head Office

B.P. 249 - 430 rue de l'Aubinière
44150 Ancenis Cedex - France

Tel: +33 (0)2 40 09 10 11 - Fax: +33 (0)2 40 09 10 97

www.manitou.com



This publication provides a description of the configuration versions and options for Manitou products, which may differ for equipment. The equipment presented in this brochure may be part of a series, as an option, or it may not be available, depending on the versions. Manitou reserves the right, at any time and without notice, to amend the specifications described and represented. The specifications provided do not bind the manufacturer. For more details, please contact your Manitou agent. This is not a contractually binding document. The presentation of the products is not contractually binding. List of specifications non-exhaustive. The logos as well as the visual identity of the company are owned by Manitou and cannot be used without authorisation. All rights reserved. The photos and diagrams contained in this brochure are only provided for consultation and information purposes.

MANITOU BF SA - Limited company with board of directors - Share capital: 39,668,399 euros - 857 802 508 RCS Nantes