

Fiche technique :

# MRT-X 1845

**VISION**



 **MANITOU**  
HANDLING YOUR WORLD

| Capacities                                  |           | Métrique   |
|---|-----------|--|
| Max. capacity                               |           | 4500 kg  |
| Max. lifting height                         |           | 18 m   |
| Max. outreach                               |           | 15.20 m  |
| Weight and dimensions                       |           |  |
| Overall length (with forks)                 | l1        | 7.26 m   |
| Length to face of forks                     | l2        | 6.06 m   |
| Overall width                               | b1        | 2.42 m   |
| Overall height                              | h17       | 3.04 m   |
| Overall cab width                           | b4        | 0.96 m   |
| Ground clearance                            | m4        | 0.37 m   |
| Wheelbase                                   | y         | 2.43 m   |
| Tilt-up angle                               | a4        | 10 °   |
| Tilt-down angle                             | a5        | 107 °  |
| Turret rotation                             |           | 400 °  |
| Overall weight                              |           | 14100 kg   |
| Forks length / width / section              | l / e / s | 1200 mm x 125 mm x 50 mm                               |
| Wheels                                      |           |  |
| Standard tires                              |           | 405/70-20  |
| Drive wheels (front / rear)                 |           | 2 / 2  |
| Steering mode                               |           | 2 wheel steer, 4 wheel steer, Crab mode                |
| Stabilisers                                 |           |  |
| Stabilizers Type                            |           | Wing Type  |
| Controls with stabs                         |           | Stabs Commands Individual or Simultaneous              |
| Engine                                      |           |  |
| Engine brand                                |           | Deutz  |
| Engine nom                                  |           | Stage IIIA   |
| Engine model                                |           | TCD 3.6 L4   |
| I.C. Engine power rating / Power            |           | 116 Hp / 85 kW   |
| Max. torque / Engine rotation (min)         |           | 460 Nm @ 1600 rpm                                      |
| Number of cylinders - Capacity of cylinders |           | 4 - 3620 cm³   |
| Engine cooling system                       |           | Water cooled   |
| Electric circuit                            |           |  |
| Number of batteries / Battery voltage       |           | 2 x 12 V   |
| 12V Battery capacity                        |           | 120 Ah   |
| Battery starting current                    |           | (EN)850 A  |
| Transmission                                |           |  |
| Transmission type                           |           | Hydrostatic  |
| Number of gears (forward / reverse)         |           | 2 / 2  |
| Drawbar pull                                |           | 9700 daN   |
| Parking brake                               |           | Automatic negative parking brake                       |
| Service brake                               |           | Oil-immersed multi-discs braking on front & rear axles |
| Performances                                |           |  |
| Gradeability (laden / unladen)              |           | 46.60 % / 50.90 %                                      |
| Hydraulics                                  |           |  |
| Hydraulic pump type                         |           | Variable displacement pump                             |
| Hydraulic flow                              |           | 116 l/min  |
| Hydraulic Pressure                          |           | 275 bar  |
| Tank capacities                             |           |  |
| Engine oil                                  |           | 11 l   |
| Fuel tank                                   |           | 130 l  |
| Noise and vibration                         |           |  |
| Noise at driving position (LpA)             |           | 68 dB  |
| Noise to environment (LwA)                  |           | 106 dB   |
| Vibration on hands/arms                     |           | < 2.50 m/s²  |
| Miscellaneous                               |           |  |
| Steering wheels (front / rear)              |           | 2 / 2  |
| Controls                                    |           | 2 Joysticks  |
| Safety cab homologation                     |           | Cabin ROPS - FOPS level 2                              |
| Attachment recognition system (E-Reco)      |           | Standard   |


## MRT-X 1845 - Schémas d'encombrement



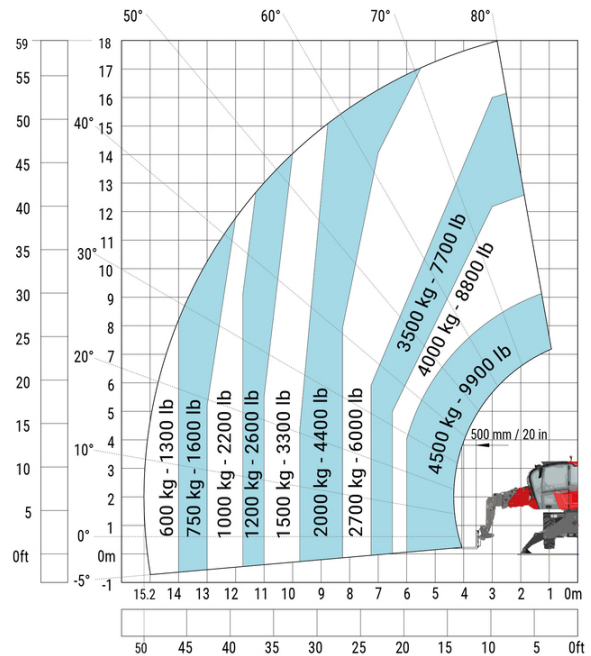
| Autres données                                    |  |     | Métrique |
|---|--|-----|----------|
| Length of frame                                   |  | l14 | 4.67 m   |
| Wheelbase   |  | y   | 2.43 m   |
| Ground clearance                                  |  | m4  | 0.37 m   |
| Counterweight offset (turret at 90°)              |  | a7  | 2.50 m   |
| Tilt-up angle                                     |  | a4  | 10°      |
| Tilt-down angle                                   |  | a5  | 107°     |
| Overall length at stabilisers                     |  | l12 | 4.41 m   |
| External turning radius (over tyres)              |  | Wa1 | 3.92 m   |
| Overall width with stabilisers extended           |  | b7  | 4.01 m   |
| Overall height                                    |  | h17 | 3.04 m   |
| Ground clearance under front tires on stabilizers |  | m5  | 0.18 m   |

## MRT-X 1845 - Abaques

Machine on tires with forks Metric


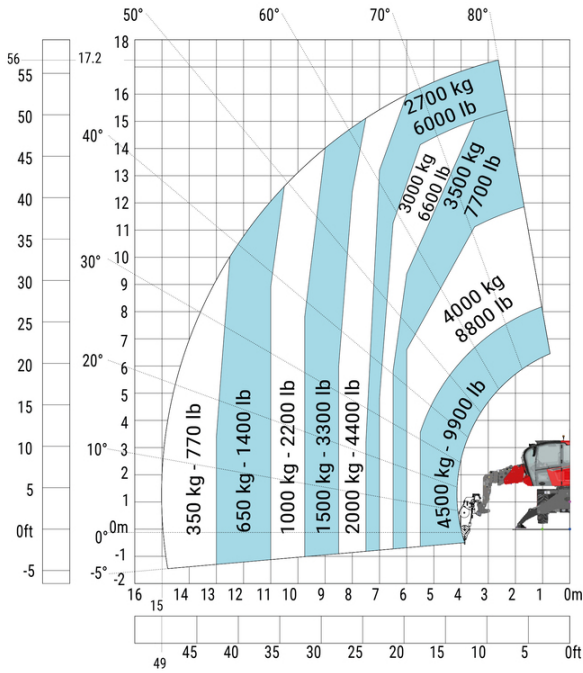


Machine on lowered stabilisers with forks Metric





Machine on lowered stabilisers with winch 5000 kg Metric

Machine on lowered stabilisers with 4000 kg jib (Metric)

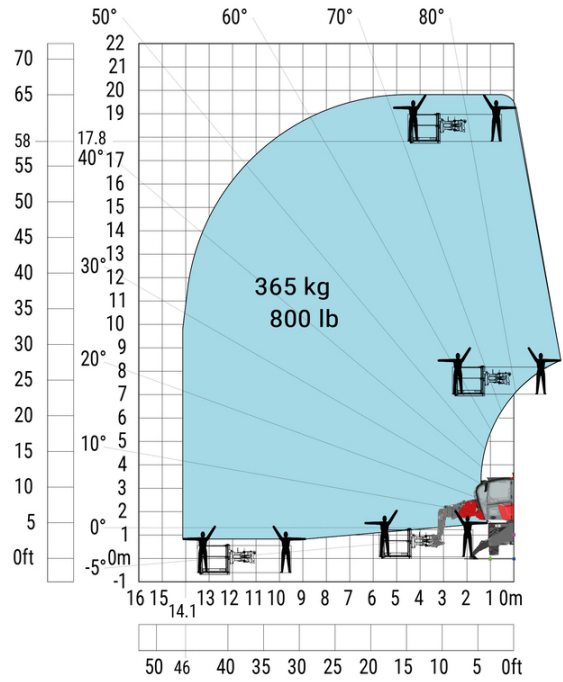
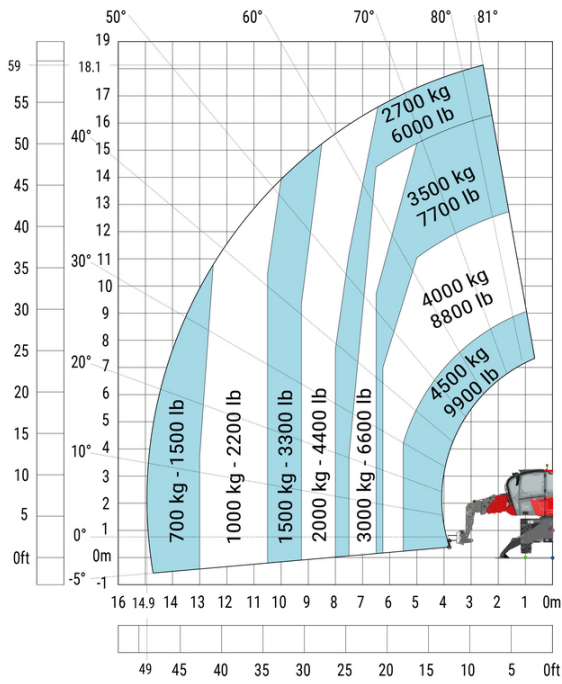


Machine on lowered stabilisers with 1500 kg jib with winch (Metric)

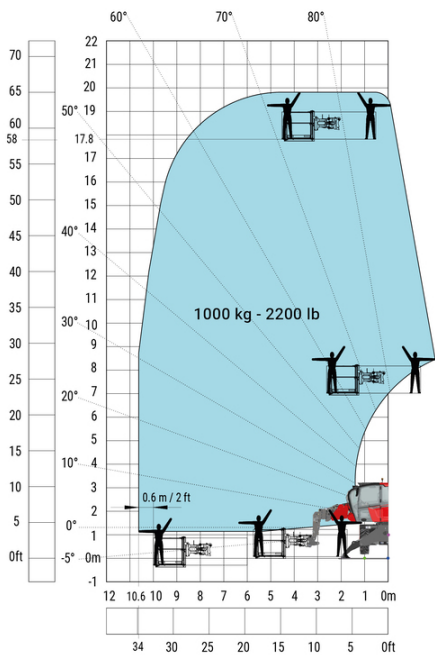
Machine on lowered stabilisers with extensible jib with winch (Metric)



Machine on lowered stabilisers with hook 5000 kg (Metric) Machine on lowered stabilisers with 365 kg platform Metric



Machine on lowered stabilisers with 1000 kg platform Metric





**Siège Social**

B.P. 249 - 430 rue de l'Aubinière

44150 Ancenis Cedex - France

Tel: +33 (0)2 40 09 10 11 - Fax: +33 (0)2 40 09 10 97

[www.manitou.com](http://www.manitou.com)



Cette publication présente le descriptif des versions et possibilités de configuration des produits Manitou qui peuvent différer en équipement. Les équipements présentés dans cette brochure peuvent être de série, en option, ou non disponibles suivant les versions. Manitou se réserve le droit, à tout moment et sans préavis, de modifier les spécifications décrites et représentées. Les spécifications portées n'engagent pas le constructeur. Pour plus de détails, contactez votre concessionnaire Manitou. Document non contractuel. Présentation des produits non contractuelle. Liste des spécifications non exhaustive. Les logos ainsi que l'identité visuelle de l'entreprise sont la propriété de Manitou et ne peuvent être utilisés sans autorisation. Tous droits réservés. Les photos et schémas contenus dans la présente brochure ne sont fournis qu'à des fins de consultation et à titre indicatif.

Manitou BF SA - Société anonyme à conseil d'administration - Capital social : 39 668 399 euros - 857 802 508 RCS Nantes