

Technical sheet :

MRT-X 2260

VISION +



 **MANITOU**
HANDLING YOUR WORLD

| Capacities | | Metric |
|---|-----------|--|
| Max. capacity | | 6000 kg |
| Max. lifting height | | 21.80 m |
| Maximum outreach | | 18.20 m |
| Weight and dimensions | | |
| Overall length (with forks) | l1 | 8.17 m |
| Length to face of forks | l2 | 6.97 m |
| Overall width | b1 | 2.50 m |
| Overall height | h17 | 3.10 m |
| Overall cab width | b4 | 0.96 m |
| Ground clearance | m4 | 0.38 m |
| Wheelbase | y | 3.05 m |
| Tilt-up angle | a4 | 12 ° |
| Tilt-down angle | a5 | 110 ° |
| Turret rotation | | 360 ° |
| Overall weight | | 18000 kg |
| Forks length / width / section | l / e / s | 1200 mm x 100 mm x 60 mm |
| Wheels | | |
| Standard tires | | 445/65 R22,5 |
| Drive wheels (front / rear) | | 2 / 2 |
| Steering mode | | 2 wheel steer, 4 wheel steer, Crab mode |
| Stabilisers | | |
| Stabilizers Type | | Telescopic Duplex |
| Controls with stabs | | Stabs Commands Individual or Simultaneous |
| Engine | | |
| Engine brand | | Yanmar |
| Engine norm | | Stage IIIA |
| Engine model | | 4TN107FHT-6SMU1 |
| I.C. Engine power rating / Power | | 156 Hp / 115 kW |
| Max. torque / Engine rotation (min) | | 602 Nm @ 1500 rpm |
| Number of cylinders - Capacity of cylinders | | 4 - 4567 cm³ |
| Engine cooling system | | Water cooled |
| Electric circuit | | |
| Number of batteries / Battery voltage | | 2 x 12 V |
| 12V Battery capacity | | 120 Ah |
| Battery starting current | | (EN)850 A |
| Transmission | | |
| Transmission type | | Hydrostatic |
| Gearbox / Number of gears (forward) / Number of gears (reverse) | | Speedshift / 2 / 2 |
| Max. travel speed | | 40 km/h |
| Drawbar pull | | 8600 daN |
| Parking brake | | Automatic negative parking brake |
| Service brake | | Oil-immersed multi-discs braking on front & rear axles |
| Performances | | |
| Gradeability (laden / unladen) | | 40.40 % / 45.50 % |
| Hydraulics | | |
| Hydraulic pump type | | Variable displacement pump |
| Hydraulic flow | | 172 l/min |
| Hydraulic Pressure | | 350 bar |
| Tank capacities | | |
| Engine oil | | 13 l |
| Fuel tank | | 270 l |
| Noise and vibration | | |
| Noise at driving position (LpA) | | 68 dB |
| Noise to environment (LWA) | | 108 dB |
| Vibration on hands/arms | | < 2.50 m/s² |
| Miscellaneous | | |
| Steering wheels (front / rear) | | 2 / 2 |
| Controls | | 2 Joysticks |
| Cab certification | | Cabin ROPS - FOPS level 2 |
| Attachment recognition system (E-Reco) | | Standard |

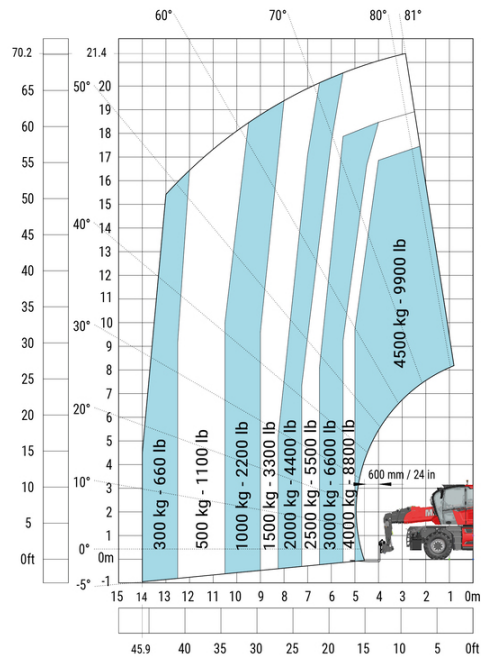
MRT-X 2260 - Dimensional drawing



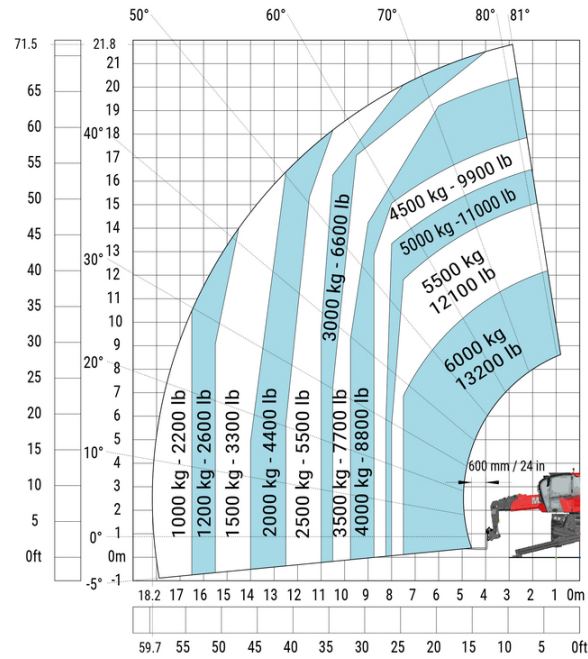
| Other data | | Metric | |
|---|--|--------|---------|
| Length of frame | | l14 | 5.69 m |
| Wheelbase | | y | 3.05 m |
| Ground clearance | | m4 | 0.38 m |
| Counterweight offset (turret at 90°) | | a7 | 2.97 m |
| Tilt-up angle | | a4 | 12 ° |
| Tilt-down angle | | a5 | 110 ° |
| Overall length at stabilisers | | l12 | 5.30 m |
| External turning radius (over tyres) | | Wa1 | 4.46 m |
| Overall width with stabilisers extended | | b7 | 5.79 m |
| Overall height | | h17 | 3.10 m |
| Frame leveling corrector | | a9 | +/- 7 ° |
| Ground clearance under front tires on stabilizers | | m5 | 0.38 m |

MRT-X 2260 - Load chart

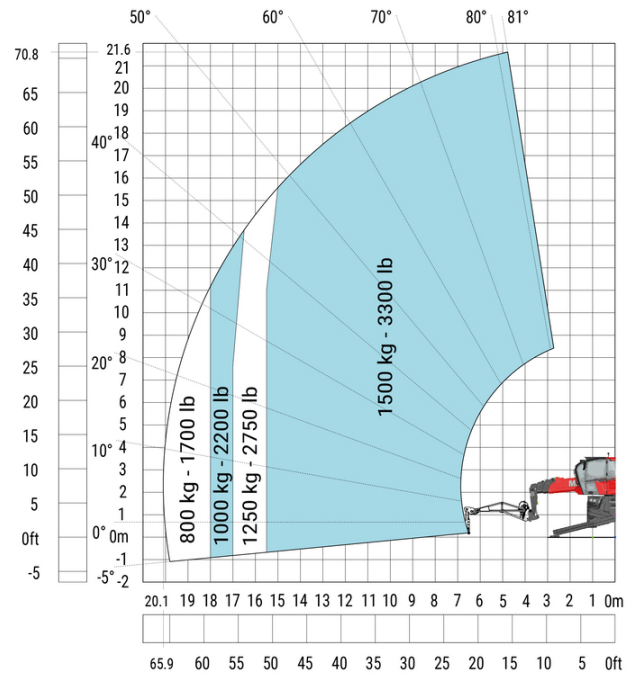
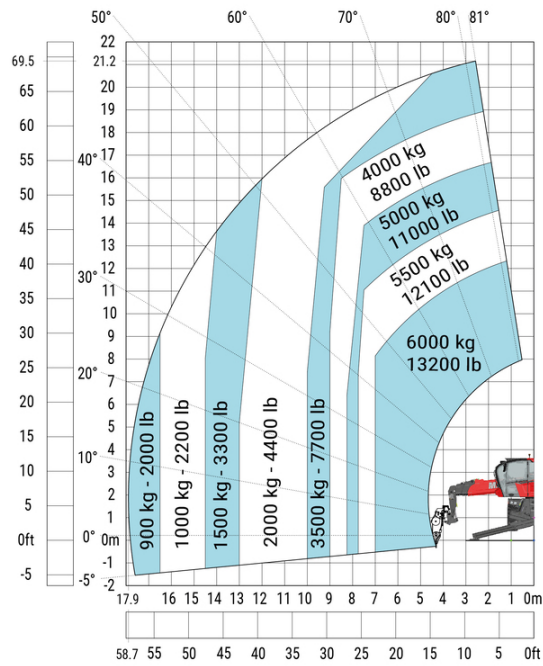
Machine on tires with forks Metric



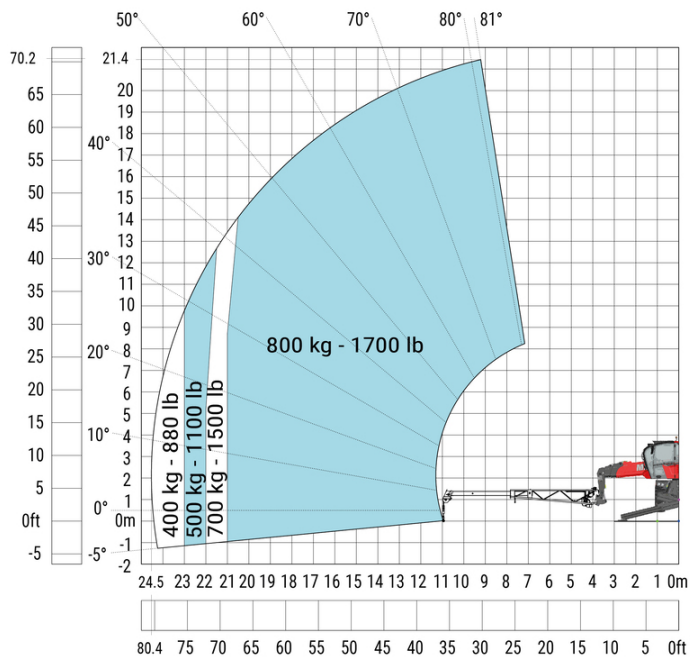
Machine on lowered stabilisers with forks (CAF) Metric




Machine on lowered stabilisers with winch 6000 kg (Metric) Machine on lowered stabilisers with 1500 kg jib with winch (Metric)



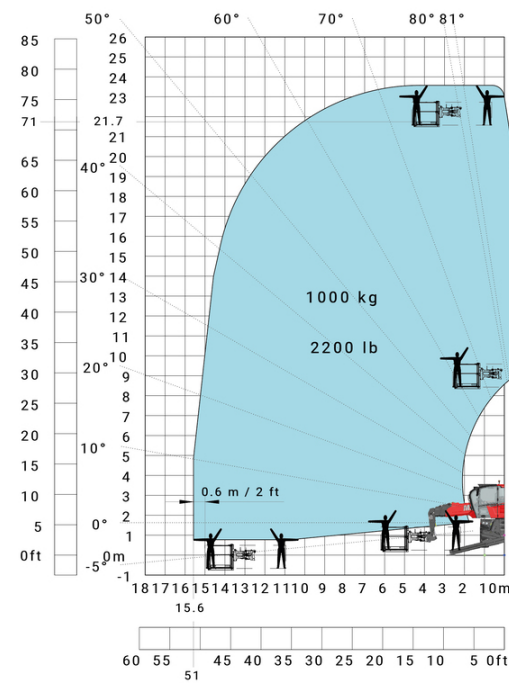

Machine on lowered stabilisers with extensible jib with winch (Metric)



Machine on lowered stabilisers with hook 6000 kg (Metric)



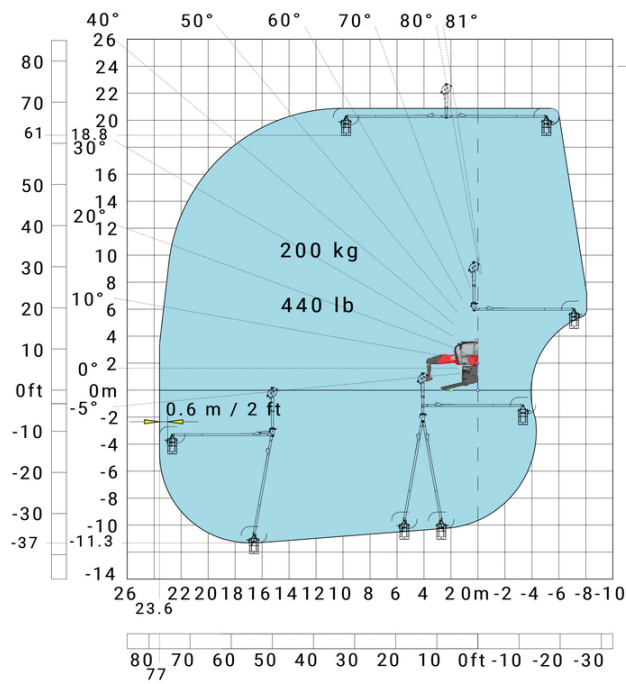
Machine on lowered stabilisers with 365 kg platform Metric Machine on lowered stabilisers with 1000 kg platform Metric



Machine on lowered stabilisers with 3D positive Metric



Machine on lowered stabilisers with 3D positive / negative Metric





Head Office

B.P. 249 - 430 rue de l'Aubinière

44150 Ancenis Cedex - France

Tel: +33 (0)2 40 09 10 11 - Fax: +33 (0)2 40 09 10 97

www.manitou.com



This publication provides a description of the configuration versions and options for Manitou products, which may differ for equipment. The equipment presented in this brochure may be part of a series, as an option, or it may not be available, depending on the versions. Manitou reserves the right, at any time and without notice, to amend the specifications described and represented. The specifications provided do not bind the manufacturer. For more details, please contact your Manitou agent. This is not a contractually binding document. The presentation of the products is not contractually binding. List of specifications non-exhaustive. The logos as well as the visual identity of the company are owned by Manitou and cannot be used without authorisation. All rights reserved. The photos and diagrams contained in this brochure are only provided for consultation and information purposes.

MANITOU BF SA - Limited company with board of directors - Share capital: 39,668,399 euros - 857 802 508 RCS Nantes