

Technical sheet :

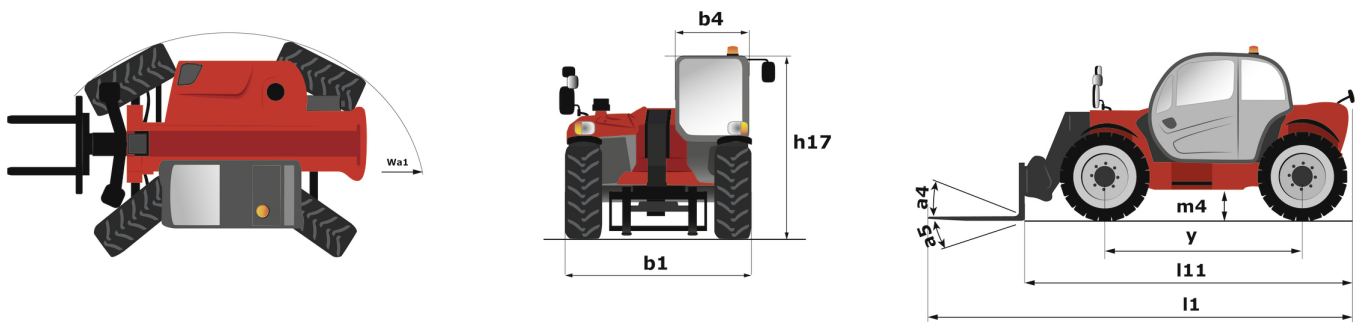
# **MTA 1255**

---



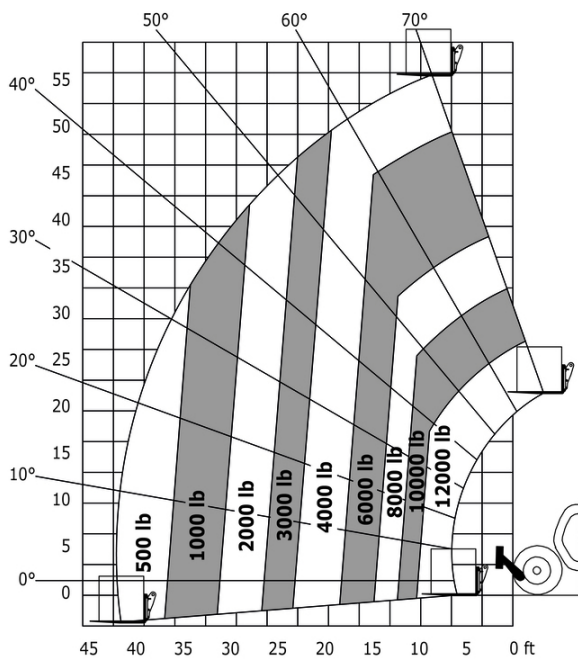
| Capacities  |           | Imperial                      |
|---|-----------|-------------------------------|
| Max. capacity                                     | Q         | 12000 lb                      |
| Max. lifting height                               |           | 55 ft 7 in                    |
| Max. outreach                                     |           | 42 ft 3 in                    |
| Weight and dimensions                             |           |                               |
| Length to face of forks                           | l2        | 21 ft                         |
| Overall length (with forks)                       | l1        | 25 ft                         |
| Overall width                                     | b1        | 8 ft 4 in                     |
| Overall height                                    | h17       | 8 ft 6 in                     |
| Wheelbase   | y         | 11 ft 6 in                    |
| Ground clearance                                  | m4        | 1 ft 7 in                     |
| Overall cab width                                 | b4        | 3 ft 1 in                     |
| Tilt-up angle                                     | a4        | 34 °                          |
| Tilt-down angle                                   | a5        | 96 °                          |
| External turning radius                           | Wa3       | 12 ft 10 in                   |
| Overall weight                                    |           | 32399 lb                      |
| Tires type  |           | Pneumatic                     |
| Forks length / width / section                    | l / e / s | 48 in x 6 in x 2 in           |
| Frame leveling corrector                          | a9        | 10 °                          |
| Performances                                      |           |                               |
| Lifting   |           | 16 s                          |
| Lowering  |           | 11 s                          |
| Extension   |           | 18 s                          |
| Retraction  |           | 16 s                          |
| Crowd   |           | 4 s                           |
| Dump  |           | 6 s                           |
| Engine  |           |                               |
| Engine brand                                      |           | Deutz                         |
| Engine norm                                       |           | Tier 4 final                  |
| Engine model                                      |           | TCD 3.6 L4                    |
| Number of cylinders / Capacity of cylinders       |           | 4 - 220 in³                   |
| Engine power (Hp/kW)                              |           | 127 Hp / 95 kW                |
| Max. torque / Engine rotation                     |           | 369 ft/lbs @ 2300 rpm         |
| Drawbar pull                                      |           | 14061 daN                     |
| Transmission                                      |           |                               |
| Transmission type                                 |           | Powershift                    |
| Number of gears (forward / reverse)               |           | 5 / 3                         |
| Max. travel speed                                 |           | 20 mph                        |
| Parking brake                                     |           | Hydraulic spring release SAHR |
| Service brake                                     |           | Wet disc brakes               |
| Hydraulics  |           |                               |
| Hydraulic pump type                               |           | Axial piston                  |
| Hydraulic flow / Pressure                         |           | 40 US gpm-4000 PSI            |
| Tank capacities                                   |           |                               |
| Engine oil  |           | 2 US gal                      |
| Hydraulic oil                                     |           | 42 US gal                     |
| Diesel Exhaust fluid (AdBlue® type) tank capacity |           | 4 US gal                      |
| Fuel tank capacity                                |           | 38 US gal                     |
| Noise and vibration                               |           |                               |
| Noise at driving position (LpA)                   |           | 80 dB                         |
| Miscellaneous                                     |           |                               |
| Steering wheels (front / rear)                    |           | 2 / 2                         |
| Drive wheels (front / rear)                       |           | 2 / 2                         |
| Controls  |           | Joystick                      |

### MTA 1255 - Dimensional drawing

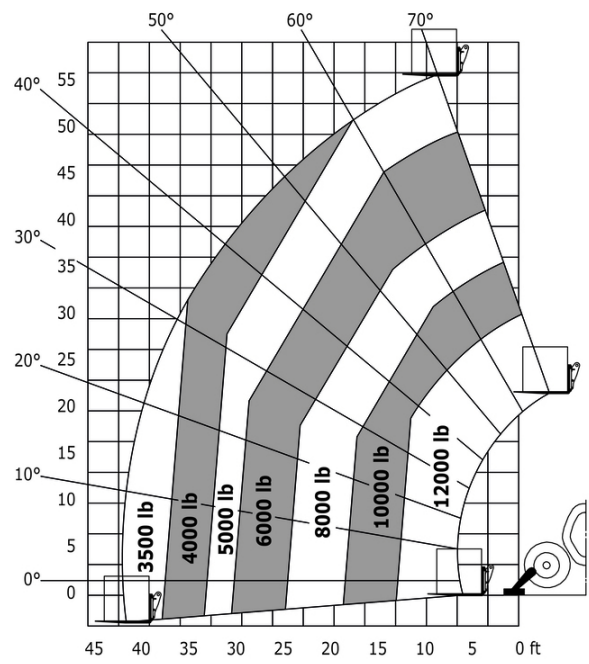


MTA 1255 - Load chart

Machine on tires with forks Imperial



Machine on lowered stabilisers with forks Imperial



**Head Office**

B.P. 249 - 430 rue de l'Aubinière  
44150 Ancenis Cedex - France

Tel: +33 (0)2 40 09 10 11 - Fax: +33 (0)2 40 09 10 97

[www.manitou.com](http://www.manitou.com)



This publication provides a description of the configuration versions and options for Manitou products, which may differ for equipment. The equipment presented in this brochure may be part of a series, as an option, or it may not be available, depending on the versions. Manitou reserves the right, at any time and without notice, to amend the specifications described and represented. The specifications provided do not bind the manufacturer. For more details, please contact your Manitou agent. This is not a contractually binding document. The presentation of the products is not contractually binding. List of specifications non-exhaustive. The logos as well as the visual identity of the company are owned by Manitou and cannot be used without authorisation. All rights reserved. The photos and diagrams contained in this brochure are only provided for consultation and information purposes.

MANITOU BF SA - Limited company with board of directors - Share capital: 39,668,399 euros - 857 802 508 RCS Nantes