

Technical sheet :

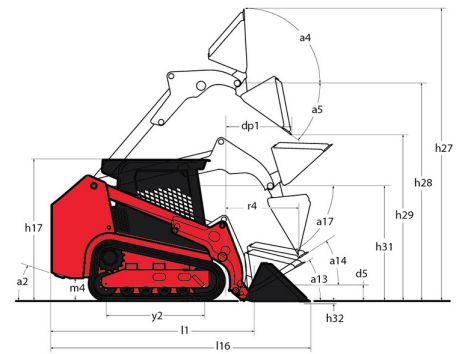
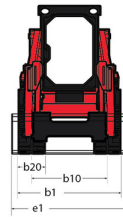
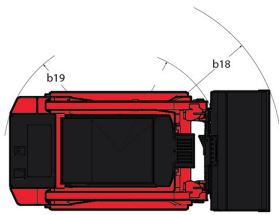
1650RT



 **MANITOU**
HANDLING YOUR WORLD

| Capacities | | Metric |
|---|-----|--------------------|
| Operating Weight | | 3638 kg |
| Unladen weight | | 3638 kg |
| Operating Capacity at 35% Tipping Load | | 748 kg |
| Operating Capacity At 50% Tipping Load | | 1069 kg |
| Tipping capacity | | 2139 kg |
| Weight and dimensions | | |
| Overall Operating Height - Fully Raised | h27 | 4008 mm |
| Height to Hinge Pin - Fully Raised | h28 | 3038 mm |
| Dump reach - Full height | r6 | 641 mm |
| Dump angle at full height | a5 | 39 ° |
| Dump Height - Fully Raised | h29 | 2329 mm |
| Maximum Rollback Angle - Fully Raised | a4 | 98 ° |
| Overall Height to top of ROPS | h17 | 1969 mm |
| Overall length with bucket | l16 | 3205 mm |
| Overall Length without Bucket | l1 | 2393 mm |
| Specified Height | h31 | 1638 mm |
| Reach at Specified Height | r4 | 559 mm |
| Dump angle at specified height | a17 | 73 ° |
| Carry Position | d5 | 198 mm |
| Maximum Rollback Angle at Carry Position | a14 | 28 ° |
| Digging Position | h32 | 53 mm |
| Angle of Departure with STD Counterweight | | 28 ° |
| Ground clearance | m4 | 185 mm |
| Track gauge | b10 | 1356 mm |
| Track Shoe Width | b20 | 320 mm |
| Crawler base | y2 | 1265 mm |
| Overall width less bucket | b1 | 1676 mm |
| Bucket Width | e1 | 1676 mm |
| Clearance Radius - Front with Bucket | b18 | 1979 mm |
| Angle of Approach | a3 | 90 ° |
| Grouser Height | | 25 mm |
| Track Type / Track Rollers / Roller Type | | Rubber / 3 / Steel |
| Performances | | |
| Ground Speed - Single Speed | | 10.50 km/h |
| Ground Speed - Two Speed | | 16.10 km/h |
| Drawbar Pull/Traction Effort | | 4345 kg |
| Bucket Breakout - Tilt Cylinder | | 1919 kg |
| Bucket Breakout - Lift Cylinder | | 2295 kg |
| Engine | | |
| Engine brand | | Yanmar |
| Engine model | | 4TNV98C-NMS2 |
| Motor Type | | Radial Piston |
| Gross Power | | 2500 rpm |
| Net Power / Power | | 51 kW / 2500 rpm |
| Max. torque | | 241 Nm |
| I.C. Engine power rating | | 69.30 Hp |
| Battery voltage | | 12 V |
| Cold Cranking Amps at Temperature (CCA) | | 950 A |
| Alternator - Voltage / Ampere | | 12 V / 100 A |
| Hydraulics | | |
| Standard flow - Auxiliary hydraulics | | 71 l/min |
| Tank capacities | | |
| Oil Pan Capacity | | 9 l |
| Hydraulic tank capacity | | 39 l |
| Fuel tank | | 62.50 l |
| Liquid cooling tank volume | | 12.90 l |
| Displacement / Number of cylinders | | 3.30 l / 4 |
| Miscellaneous | | |
| Ground Pressure | | 0.45 bar |

1650RT - Dimensional drawing



Equipment

| Lifting function | |
|--|----------|
| All-Tach® Attachment Mounting System | Standard |
| Auxiliary Hydraulics | Standard |
| Electronic Attachment Control - 14-Pin Connector | Optional |
| High-Flow Auxiliary Hydraulics | Optional |
| IdealTrax® automatic track tensioning system | Standard |
| Power-A-Tach® Attachment Mounting System | Optional |
| Motorization/Power | |
| Combination Radiator & Hydraulic Oil Cooler | Standard |
| Dual-Element Air Cleaner with Indicator | Standard |
| Engine Auto-Shutdown System | Standard |
| Glowplugs Starts Assist | Standard |
| Servo-Controlled Hydrostatic Drive | Standard |
| Two-Speed Hydrostatic Drive System | Standard |
| Operator station | |
| Air suspension seat | Optional |
| Foot Throttle | Standard |
| Full-Suspension Seat | Standard |
| Multi-Function Display Screen | Standard |
| Pressurized Cab Enclosure with A/C | Optional |
| Rearview Camera | Optional |
| ROPS/FOPS Level II Overhead Guard | Standard |
| Sliding Side Windows | Standard |
| Swing-out Cab Door | Standard |
| Other options | |
| Selectable Self-Leveling Hydraulic Lift Action 4 | Optional |
| Pneumatics | |
| Rubber Track Undercarriage System | Standard |
| Single Flange Front/Dual Flange Rear Idlers | Standard |
| Secondary functions | |
| Counterweight | Standard |
| Dedicated Undercarriage | Standard |
| Security | |
| Anti-Vandalism Lock Provisions | Standard |
| Back-Up Alarm | Optional |
| Easy Manager | Standard |
| Engine Alert System with Error Display | Standard |
| Mechanical Lift Cylinder Lock | Standard |



Head Office

B.P. 249 - 430 rue de l'Aubinière

44150 Ancenis Cedex - France

Tel: +33 (0)2 40 09 10 11 - Fax: +33 (0)2 40 09 10 97

www.manitou.com



This publication provides a description of the configuration versions and options for Manitou products, which may differ for equipment. The equipment presented in this brochure may be part of a series, as an option, or it may not be available, depending on the versions. Manitou reserves the right, at any time and without notice, to amend the specifications described and represented. The specifications provided do not bind the manufacturer. For more details, please contact your Manitou agent. This is not a contractually binding document. The presentation of the products is not contractually binding. List of specifications non-exhaustive. The logos as well as the visual identity of the company are owned by Manitou and cannot be used without authorisation. All rights reserved. The photos and diagrams contained in this brochure are only provided for consultation and information purposes.

MANITOU BF SA - Limited company with board of directors - Share capital: 39,668,399 euros - 857 802 508 RCS Nantes