

Technical sheet :

# MT-X 1440 A

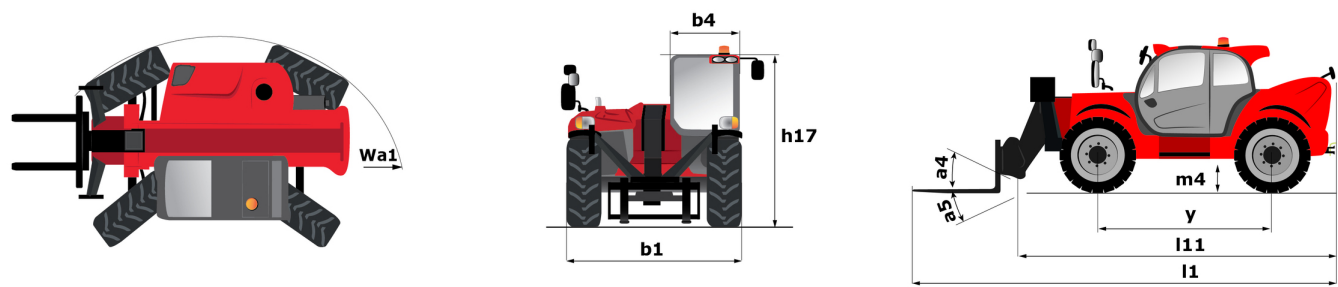
---



 **MANITOU**  
HANDLING YOUR WORLD

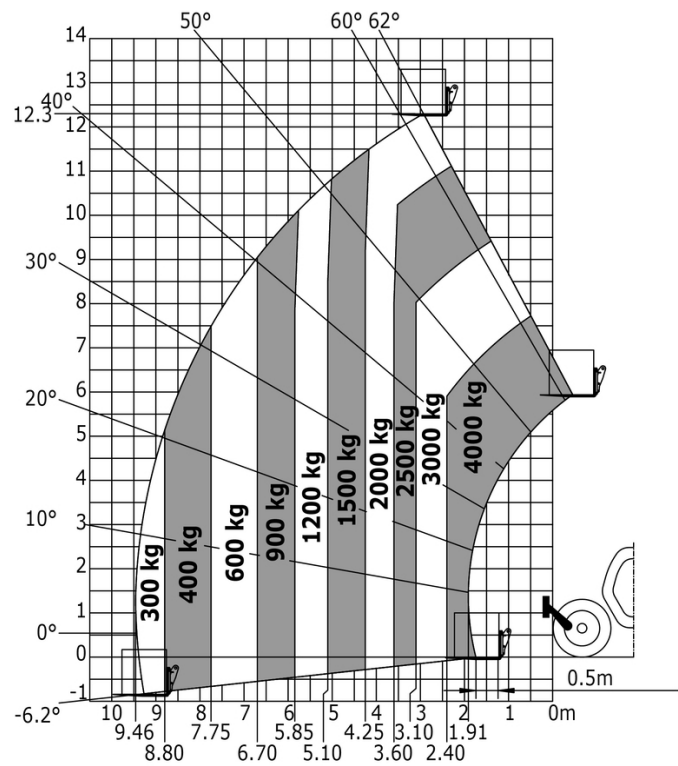
Capacities		Metric
Max. capacity		4000 kg
Max. lifting height		13.53 m
Max. outreach		9.46 m
Breakout force with bucket		8800 daN
Weight and dimensions		
Overall length to carriage	l11	6.02 m
Overall width	b1	2.42 m
Overall height	h17	2.45 m
Wheelbase	y	3.07 m
Ground clearance	m4	0.37 m
Overall cab width	b4	0.89 m
Tilt-up angle	a4	12 °
Tilt-down angle	a5	114 °
External turning radius (over tyres)	Wa1	3.94 m
Overall weight		11755 kg
Unladen weight (with man basket)		11755 kg
Tires type		Pneumatic
Standard tires		Alliance 400/80 - 24 - 162A8
Forks length / width / section	l / e / s	1200 mm x 125 mm / 45 mm
Performances		
Lifting		15.70 s
Lowering		13.30 s
Extension		19.20 s
Retraction		14.80 s
Crowd		4 s
Dump		4 s
Engine		
Engine brand		Perkins
Engine norm		Stage IIIA
Max. fuel sulphur content		5000 ppm
Engine model		1104D-44TA
Number of cylinders / Capacity of cylinders		4 - 4400 cm³
I.C. Engine power rating - Power		101 Hp / 74.50 kW
Max. torque / Engine rotation		400 Nm @ 1400 rpm
Drawbar pull (Laden)		8250 daN
Transmission		
Transmission type		Torque converter
Number of gears (forward / reverse)		4 / 4
Max. travel speed		24.90 km/h
Parking brake		Automatic Negative Hand-brake
Service brake		Oil-immersed multi-discs braking on front & rear axles
Hydraulics		
Hydraulic pump type		Gear pump
Hydraulic flow / Pressure		167 l/min-265 bar
Tank capacities		
Engine oil		11.40 l
Hydraulic oil		135 l
Fuel tank		140 l
Noise and vibration		
Noise at driving position (LpA)		82 dB
Noise to environment (LWA)		105 dB
Vibration on hands/arms		< 2.50 m/s²
Compatible platform		
Platform capacity	Q	1000 kg
Number of people		3
Platform dimensions (length x width)	lp / ep	5000 m x 1200 m
Platform weight*		1150 kg
Miscellaneous		
Steering wheels (front / rear)		2 / 2
Drive wheels (front / rear)		2 / 2
Safety cab homologation		ROPS - FOPS level 2 cab
Controls		JSM

MT-X 1440 A - Dimensional drawing

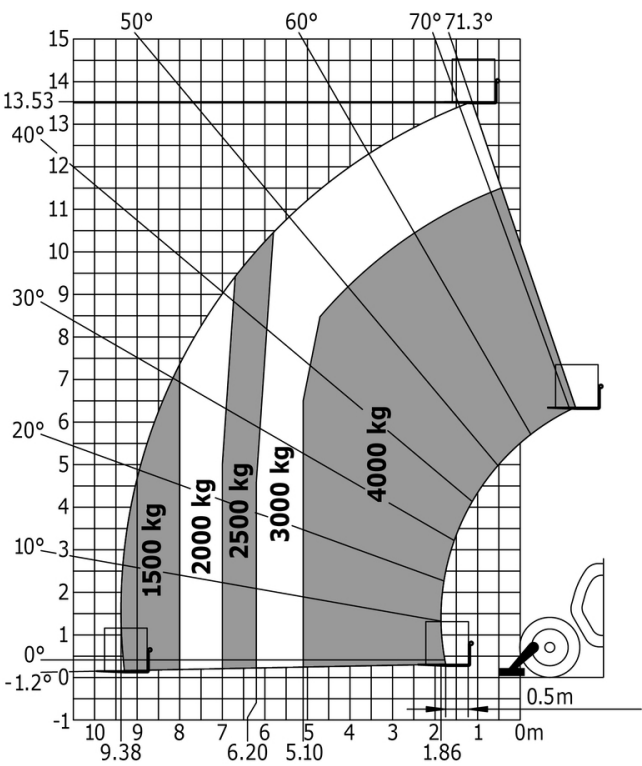


MT-X 1440 A - Load chart

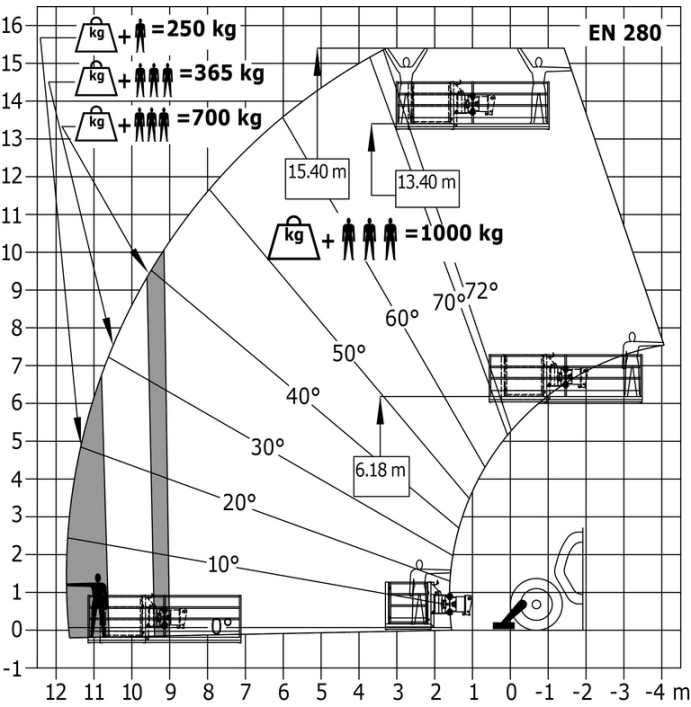
Machine on tyres with forks - with levelling device Metric



Machine on lowered stabilisers with forks Metric



Machine on stabilisers with Man basket Metric





**Head Office**

B.P. 249 - 430 rue de l'Aubinière

44150 Ancenis Cedex - France

Tel: +33 (0)2 40 09 10 11 - Fax: +33 (0)2 40 09 10 97

[www.manitou.com](http://www.manitou.com)



This publication provides a description of the configuration versions and options for Manitou products, which may differ for equipment. The equipment presented in this brochure may be part of a series, as an option, or it may not be available, depending on the versions. Manitou reserves the right, at any time and without notice, to amend the specifications described and represented. The specifications provided do not bind the manufacturer. For more details, please contact your Manitou agent. This is not a contractually binding document. The presentation of the products is not contractually binding. List of specifications non-exhaustive. The logos as well as the visual identity of the company are owned by Manitou and cannot be used without authorisation. All rights reserved. The photos and diagrams contained in this brochure are only provided for consultation and information purposes.

MANITOU BF SA - Limited company with board of directors - Share capital: 39,668,399 euros - 857 802 508 RCS Nantes