

Technical sheet :

# 120 AETJ-C

---

OXYGEN  
by MANITOU



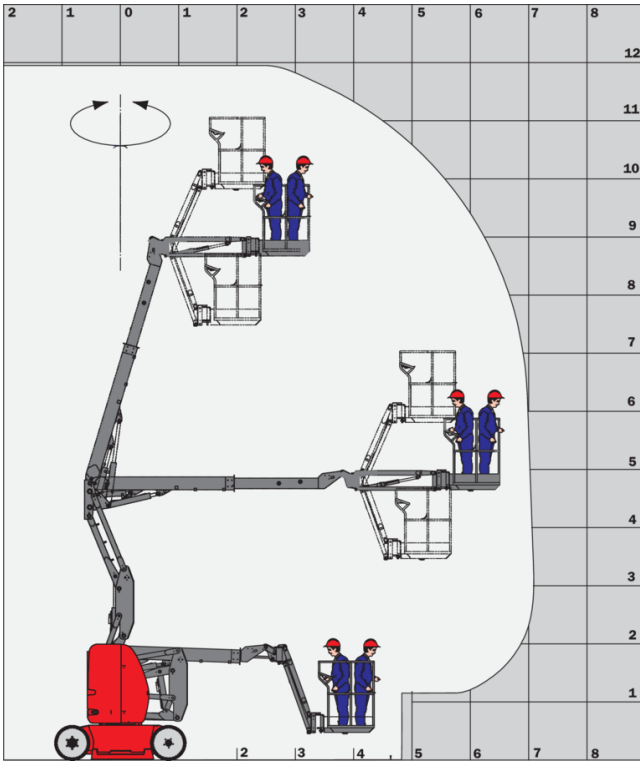
 **MANITOU**  
HANDLING YOUR WORLD

Capacities		Metric
Working height	h21	11.95 m
Floor height (access)	h20	0.40 m
Platform height	h7	9.95 m
Max. outreach		7 m
Overhang		6.40 m
Pendular arm rotation (left / right)		70 ° / 70 °
Pendular arm rotation (top / bottom)		+70 ° / -70 °
Platform capacity	Q	200 kg
Turret rotation		355 °
Platform rotation (right / left)		66 ° / 59 °
Number of people (indoor / outdoor)		2 / 2
Weight and dimensions		
Platform weight*		6660 kg
Platform dimensions (length x width)	lp / ep	1.20 m x 0.92 m
Overall length	l1	5.48 m
Overall width	b1	1.20 m
Overall height	h17	1.99 m
Overall length (stowed)	l9	3.74 m
Overall height (stowed)	h18 ***	2.16 m
Jib length	l13	1.26 m
Counterweight offset (turret at 90Å°)	a7	0.23 m
External turning radius	Wa3	3.34 m
Ground clearance with pothole guards deployed	m6	0.02 m
Ground clearance at centre of wheelbase	m2	0.10 m
Wheelbase	y	1.65 m
Performances		
Drive speed - stowed		6 km/h
Drive speed - raised		0.60 km/h
Gradeability		25 %
Permissible leveling		3 °
Wheels		
Tires type		Solid non-marking tires
Drive wheels (front / rear)		0 / 2
Steering wheels (front / rear)		2 / 0
Braking wheels (front / rear)		0 / 2
Engine/Battery		
Electric engine power rating		2 x 4.50 kW
Electric Pump		3.70 kW
Battery voltage		48 V
Battery capacity		240 Ah
Battery energy		11 kWh
On-board charger (V / A)		48 V / 30 A
Miscellaneous		
Number of cycles with STD Battery (HIRD)		60
Ground Pressure		20 dan/cm2
Hydraulic Pressure		200 bar
Hydraulic tank capacity		18 l
Vibration on hands/arms		< 2.50 m/s <sup>2</sup>

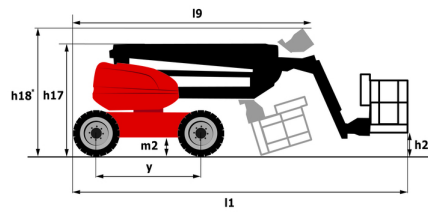
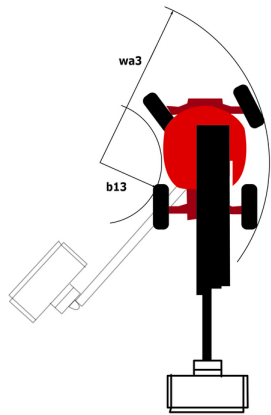
\*Varies according to options and standards of the country to which the machine is delivered

## 120 AETJ-C - Load chart

Load Chart metric



## 120 AETJ-C - Dimensional drawing



# Equipment

---

## Standard

230V Predisposition  
Audible alarm and illuminated indicator lamp (leveling, overload, lowering)  
Battery charge indicator lamp  
CAN bus technology  
Easy Manager  
Emergency stop button in platform and on frame  
Hom in the platform  
Hour meter  
Integrated diagnostic assistance  
Manual emergency lowering  
Multi-voltage integrated charger  
Negative-type braking on rear wheels  
Non-marking rubber tyres  
Pendular arm  
Platform with mesh floor  
Pothole protection with automatic operation  
Proportional controls  
Slings and securing rings  
Tool box in platform  
Traction battery

## Optional

110 or 230V plug with differential circuit breaker  
3D  
Biodegradable oil  
Cold weather protection oil  
Highly capacity battery  
Lights  
Maintenance-free battery  
Personalized paintwork  
Protective cover for control panel  
SMS : Safe Man System  
Safety harness  
Water predisposition  
Working headlight in platform



**Head Office**

B.P. 249 - 430 rue de l'Aubinière

44150 Ancenis Cedex - France

Tel: +33 (0)2 40 09 10 11 - Fax: +33 (0)2 40 09 10 97

[www.manitou.com](http://www.manitou.com)



This publication provides a description of the configuration versions and options for Manitou products, which may differ for equipment. The equipment presented in this brochure may be part of a series, as an option, or it may not be available, depending on the versions. Manitou reserves the right, at any time and without notice, to amend the specifications described and represented. The specifications provided do not bind the manufacturer. For more details, please contact your Manitou agent. This is not a contractually binding document. The presentation of the products is not contractually binding. List of specifications non-exhaustive. The logos as well as the visual identity of the company are owned by Manitou and cannot be used without authorisation. All rights reserved. The photos and diagrams contained in this brochure are only provided for consultation and information purposes.

MANITOU BF SA - Limited company with board of directors - Share capital: 39,668,399 euros - 857 802 508 RCS Nantes