

Technical sheet :

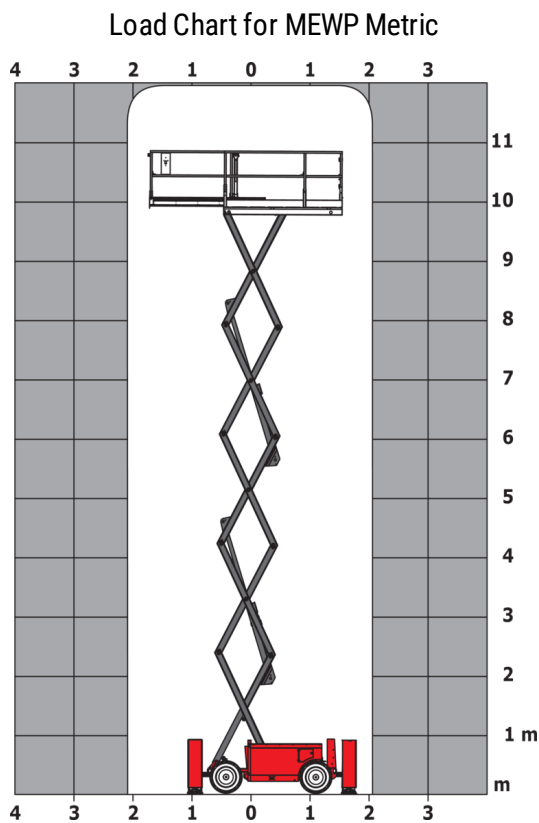
120 SC



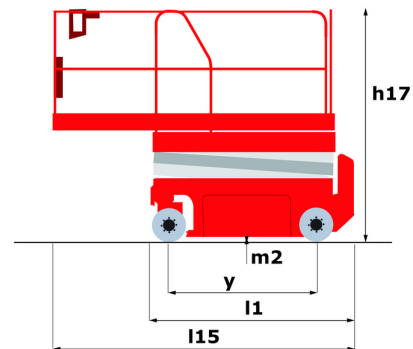
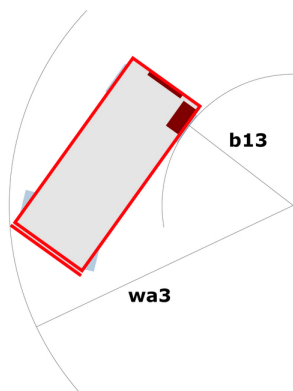
Capacities		Metric
Working height	h21	11.75 m
Platform height	h7	9.96 m
Platform capacity	Q	454 kg
Max. capacity on the extension deck		136 kg
Number of people (indoor / outdoor)		4 / 2
Weight and dimensions		
Platform weight*		3857 kg
Platform dimensions (length x width)	lp / ep	2.79 m x 1.60 m
Platform dimensions with extension (length)		4.31 m
Overall length	l1	3.76 m
Overall width	b1	1.75 m
Overall height	h17	2.59 m
Overall height (stowed)	h18 ***	1.92 m
Overall length with platform extension	l15	4.81 m
External turning radius	Wa3	4.60 m
Ground clearance at centre of wheelbase	m2	0.24 m
Wheelbase	y	2.29 m
Performances		
Drive speed - stowed		5.60 km/h
Drive speed - raised		0.40 km/h
Raise speed (laden) / Lower speed (laden)		42 s / 28 s
Gradeability		30 %
Max outrigger leveling front uphill / back uphill		5.30 ° / 4.20 °
Max outrigger leveling side to side		11.70 °
Indoor and outdoor max Tilt Rating (Fore and Aft / Side-to-Side)		3 ° / 2 °
Wheels		
Tires type		Foam-filled
Drive wheels (front / rear)		2 / 2
Steering wheels (front / rear)		2 / 0
Braking wheels (front / rear)		2 / 2
Engine/Battery		
Engine brand / model		Kubota - D1105
Engine norm		Tier 4 final
I.C. Engine power rating / Power		25 Hp / 18.50 kW
Miscellaneous		
Ground Pressure		5.44 dan/cm2
Hydraulic tank capacity		68.10 l
Fuel tank		37.90 l
Sound pressure level (platform work station) (LpA)		79 dB
Vibration on hands/arms		< 2.50 m/s ²
Standards compliance		
This machine is in compliance with:		European directives: 2006/42/EC - Machinery (revised EN280:2013) - 2004/108/EC (EMC) - 2006/95/EC (Low voltage)

*** With folded guardrail

120 SC - Load chart



120 SC - Dimensional drawing



Equipment

Standard

- 230V Predisposition
- 4 wheel drive
- Anti-slip platform surface
- Audible alarm and illuminated indicator lamp (leveling, overload, lowering)
- CAN bus technology
- Emergency stop button in platform and on frame
- Fixed anti-shearing protection
- Fold-away guard rails to allow movement through the door
- Hom in the platform
- Hour meter
- Integrated diagnostic assistance
- Lowering alarm
- Oscillating front axle
- Platform access gate
- Proportional controls
- Removable control unit
- Stabilizers with automatic leveling
- Travel possible at maximum height

Optional

- 2 flashing lights on frame
- Biodegradable oil
- Initial verification report before putting into service
- Lights
- Non-marking wheels (diameter-58 mm)
- Safety harness
- Working headlight in platform



Head Office

B.P. 249 - 430 rue de l'Aubinière

44150 Ancenis Cedex - France

Tel: +33 (0)2 40 09 10 11 - Fax: +33 (0)2 40 09 10 97

www.manitou.com



This publication provides a description of the configuration versions and options for Manitou products, which may differ for equipment. The equipment presented in this brochure may be part of a series, as an option, or it may not be available, depending on the versions. Manitou reserves the right, at any time and without notice, to amend the specifications described and represented. The specifications provided do not bind the manufacturer. For more details, please contact your Manitou agent. This is not a contractually binding document. The presentation of the products is not contractually binding. List of specifications non-exhaustive. The logos as well as the visual identity of the company are owned by Manitou and cannot be used without authorisation. All rights reserved. The photos and diagrams contained in this brochure are only provided for consultation and information purposes.

MANITOU BF SA - Limited company with board of directors - Share capital: 39,668,399 euros - 857 802 508 RCS Nantes