

Technical sheet :

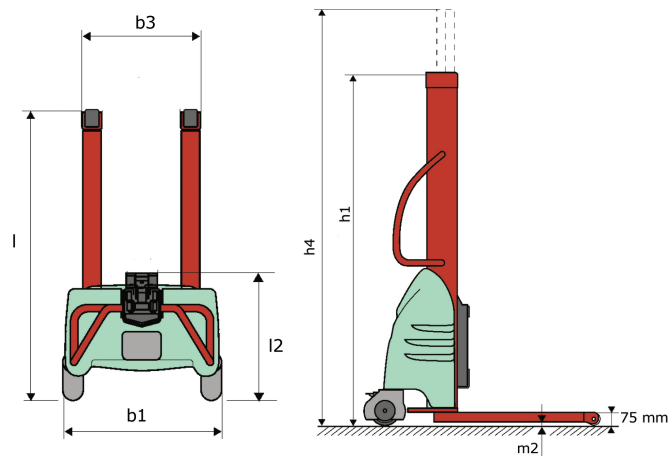
KLEOS EB 1000 S16



 **MANITOU**
HANDLING YOUR WORLD

| | Technical characteristics | | Metric |
|-------|---|----|---------------------|
| 1.1 | Manufacturer | | Manitou |
| 1.2 | Model Name | | EB 1000 S16 |
| 1.3 | Power source | | Electrical |
| 1.4 | Operator type | | Pedestrian |
| 1.5 | Max. capacity | Q | 1000 kg |
| 1.6 | Load center of gravity | c | 250 mm |
| | Weight | | |
| 2.1 | Overall weight without tools | | 260 kg |
| | Wheels | | |
| 3.1 | Tires type | | Nylon |
| 3.2 | Dimensions of front wheels | | 4x (75x65) |
| 3.3 | Dimensions of rear wheels | | 2x (150x50) |
| 3.5.1 | Number of rear wheels | | 2 |
| | Dimensions | | |
| 4.2 | Mast lowered height | h1 | 1990 mm |
| 4.5 | Mast extended height | h4 | 1990 mm |
| 4.19 | Overall length | l1 | 1330 mm |
| 4.20 | Length to face of forks | l2 | 570 mm |
| 4.21 | Overall width | b1 | 710 mm |
| 4.25 | Fork spread | b5 | 520 mm |
| 4.32 | Ground clearance at centre of wheelbase | m2 | 25 mm |
| | Performances | | |
| 5.2 | Lifting speed (laden / unladen) | | 0.07 m/s / 0.07 m/s |
| 5.3 | Lowering speed (laden / unladen) | | 0.10 m/s / 0.10 m/s |
| 5.11 | Parking brake | | Mecanic |
| | Engine | | |
| 6.4 | Battery voltage / capacity | | 12 V / 110 Ah |
| 7.2 | Power | | 1.20 kW |
| | Miscellaneous | | |
| 8.4 | Sound level at the driver's ear according to DIN 12 053 | | 65 dB |

Kleos EB 1000 S16 - Dimensional drawing

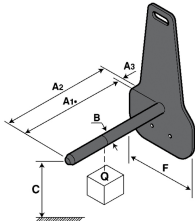


Tool characteristics

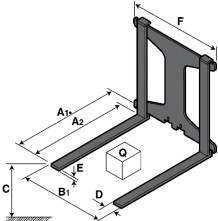
| Tool 1,000 kg | Attachment capacity | Center of gravity of load | A1 | A2 | B | B1 | C | D | E | E1 | E2 | F | Weight |
|---------------|---------------------|---------------------------|------|------|------|-----|-----|-----|----|-----|-----|-----|--------|
| | kg | mm | mm | mm | mm | mm | mm | mm | mm | mm | mm | mm | kg |
| EPE 1000 | 1000 | 350 | 700 | 730 | 60 | - | 245 | - | - | - | - | 320 | 38 |
| FA 1000 | 1000 | 500 | 950 | 1017 | - | 190 | 710 | 45 | 80 | 40 | - | 730 | 123 |
| FR 1000 | 1000 | 600 | 1150 | 1182 | 560 | 200 | 320 | 90 | - | 70 | - | 700 | 82 |
| FUT 1000 | 300 | 600 | 795 | 600 | 1057 | 350 | 650 | 245 | - | 240 | 631 | - | 92 |
| PLF 1000 | 1000 | 350 | 700 | 727 | 600 | - | - | 275 | - | 91 | - | 630 | 65 |
| POT 1000 | 500 | 600 | 625 | 652 | 50 | - | - | 145 | - | - | - | 320 | 33 |

Tools

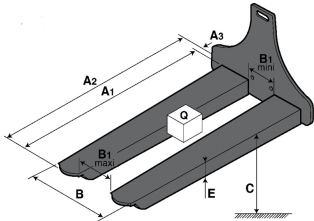
EPE 1000



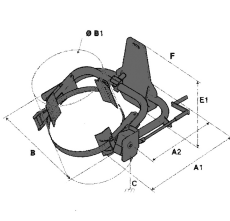
FA 1000



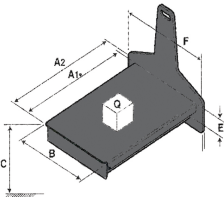
FR 1000



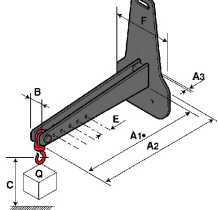
FUT 1000



PLF 1000



POT 1000





Head Office

B.P. 249 - 430 rue de l'Aubinière

44150 Ancenis Cedex - France

Tel: +33 (0)2 40 09 10 11 - Fax: +33 (0)2 40 09 10 97

www.manitou.com



This publication provides a description of the configuration versions and options for Manitou products, which may differ for equipment. The equipment presented in this brochure may be part of a series, as an option, or it may not be available, depending on the versions. Manitou reserves the right, at any time and without notice, to amend the specifications described and represented. The specifications provided do not bind the manufacturer. For more details, please contact your Manitou agent. This is not a contractually binding document. The presentation of the products is not contractually binding. List of specifications non-exhaustive. The logos as well as the visual identity of the company are owned by Manitou and cannot be used without authorisation. All rights reserved. The photos and diagrams contained in this brochure are only provided for consultation and information purposes.

MANITOU BF SA - Limited company with board of directors - Share capital: 39,668,399 euros - 857 802 508 RCS Nantes