

Technical sheet :

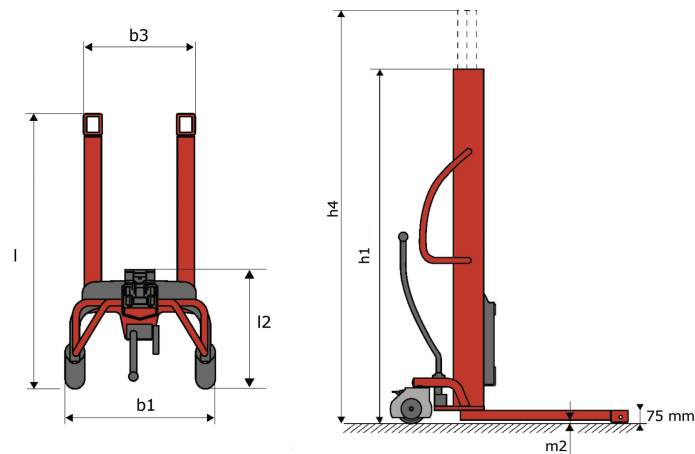
KLEOS HM 500 D25



 **MANITOU**
HANDLING YOUR WORLD

Technical characteristics			Metric	
1.1	Manufacturer			Manitou
1.2	Model Name			HM 500 D25
1.3	Power source			Manual
1.4	Operator type			Pedestrian
1.5	Max. capacity	Q		500 kg
1.6	Load center of gravity	c		250 mm
Weight				
2.1	Overall weight without tools			190 kg
Wheels				
3.1	Tires type			Nylon
3.2	Dimensions of front wheels			2x (75x65)
3.3	Dimensions of rear wheels			2x (150x50)
Dimensions				
4.2	Mast lowered height	h1		1950 mm
4.5	Mast extended height	h4		2480 mm
4.19	Overall length	l1		1300 mm
4.20	Length to face of forks	l2		575 mm
4.21	Overall width	b1		710 mm
4.25	Fork spread	b5		519 mm
4.32	Ground clearance at centre of wheelbase	m2		35 mm
Performances				
5.2	Lifting speed (laden / unladen)			0.10 m/s / 0.10 m/s
5.3	Lowering speed (laden / unladen)			0.10 m/s / 0.10 m/s
5.11	Parking brake			Mecanic

Kleos HM 500 D25 - Dimensional drawing



Tool characteristics

Tool 500 kg	Attachment capacity	Center of gravity of load	A1	A2	B	B1	C	D	E	E1	E2	F	Weight
	kg	mm	mm	mm	mm	mm	mm	mm	mm	mm	mm	mm	kg
EPE 500	500	350	700	715	50	-	252	-	-	-	-	320	30
FA 500	500	350	700	745	-	250	680	45	60	30	-	720	54
FR 500	500	600	1150	1177	560	200	315	85	-	70	-	700	68
FUT 500	300	600	795	650	1057	350	650	245	-	240	631	-	92
PLF 500	500	350	700	727	600	-	-	280	-	91	-	630	50
POT 500	250	600	625	652	50	-	-	150	-	-	-	320	25

Tools

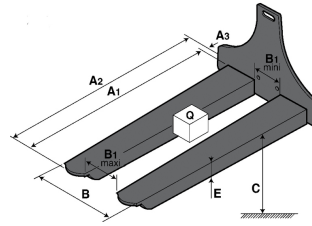
EPE 500



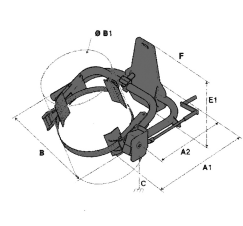
FA 500



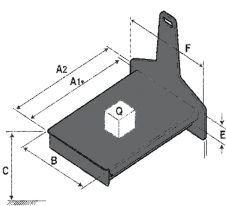
FR 500



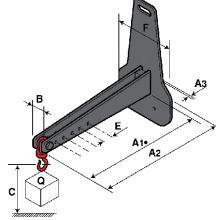
FUT 500



PLF 500



POT 500





Head Office

B.P. 249 - 430 rue de l'Aubinière

44150 Ancenis Cedex - France

Tel: +33 (0)2 40 09 10 11 - Fax: +33 (0)2 40 09 10 97

www.manitou.com



This publication provides a description of the configuration versions and options for Manitou products, which may differ for equipment. The equipment presented in this brochure may be part of a series, as an option, or it may not be available, depending on the versions. Manitou reserves the right, at any time and without notice, to amend the specifications described and represented. The specifications provided do not bind the manufacturer. For more details, please contact your Manitou agent. This is not a contractually binding document. The presentation of the products is not contractually binding. List of specifications non-exhaustive. The logos as well as the visual identity of the company are owned by Manitou and cannot be used without authorisation. All rights reserved. The photos and diagrams contained in this brochure are only provided for consultation and information purposes.

MANITOU BF SA - Limited company with board of directors - Share capital: 39,668,399 euros - 857 802 508 RCS Nantes