

Technical sheet :

# MAN'GO 12

---



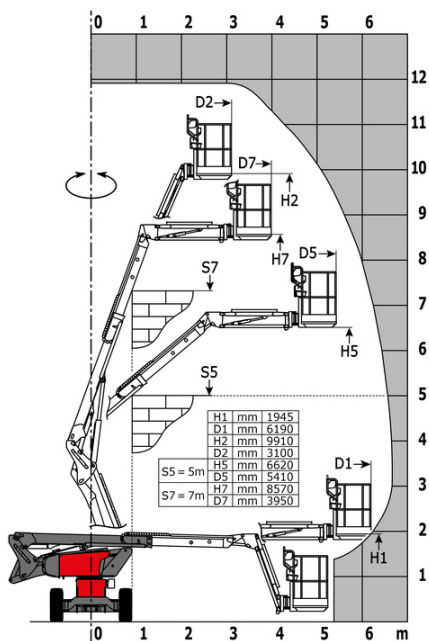
Capacities		Metric
Working height	h21	11.91 m
Platform height	h7	9.90 m
Maximum outreach		6.19 m
Overhang		4.80 m
Pendular arm rotation (top / bottom)		+64 ° / -70 °
Platform capacity	Q	230 kg
Turret rotation		350 °
Platform rotation (right / left)		70 ° / 66 °
Number of people (indoor / outdoor)		2 / 2
Weight and dimensions		
Platform weight*		4150 kg
Platform dimensions (length x width)	lp / ep	1.50 m x 0.98 m
Floor height (access)	h20	0.39 m
Overall length	l1	5.50 m
Overall width	b1	1.80 m
Overall height	h17	2.02 m
Overall length (stowed)	l9	4.50 m
Overall height (stowed)	h18 ***	2.49 m
Jib length	l13	1.46 m
Counterweight offset (turret at 90°)	a7	0.19 m
Internal turning radius / External turning radius	Wa3	1.71 m/4.11 m
Ground clearance at centre of wheelbase	m2	0.32 m
Wheelbase	y	2 m
Performances		
Drive speed - stowed		5.20 km/h
Drive speed - raised		1 km/h
Gradeability		45 %
Permissible leveling		4 °
Wheels		
Tires type		Solid Tires Cured-On
Standard tires		720 x 240 mm
Drive wheels (front / rear)		2 / 2
Steering wheels (front / rear)		2 / 0
Braking wheels (front / rear)		2 / 2
Engine/Battery		
Engine brand / model		Kubota - D1105-E4B
Engine norm		Stage V
I.C. Engine power rating / Power		24.80 Hp / 18.50 kW
Miscellaneous		
Hydraulic Pressure		400 bar
Hydraulic tank capacity		60 l
Fuel tank		53 l
Noise to environment (LWA)		< 100 dB
Vibration on hands/arms		< 0.76 m/s <sup>2</sup>
Daily consumption **		4.41 l

\*Varies according to options and standards of the country to which the machine is delivered

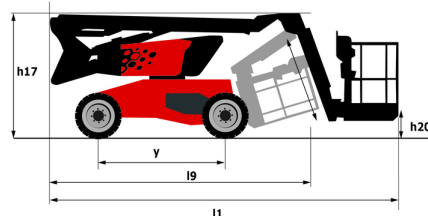
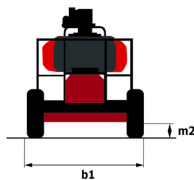
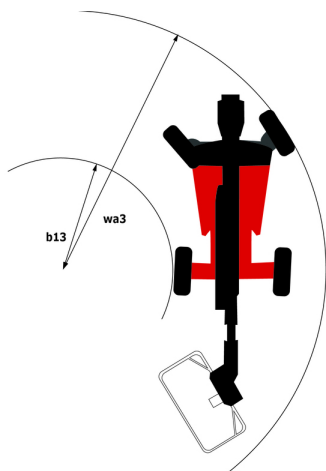
\*\* According to "REDUCE cycle"

# MAN'GO 12 - Load chart

Load Chart for MEWP Metric



# MAN'GO 12 - Dimensional drawing



# Equipment

---

## Standard

- 3 Simultaneous movements
- Audible alarm and illuminated indicator lamp (leveling, overload, lowering)
- Basket 1,500 mm
- CAN bus technology
- Dead man pedal
- Differential locking
- Easy Manager
- Emergency stop button in platform and on frame
- Fuel gauge with low level indicator
- Hom in the platform
- Hour meter
- Leveling unlocking
- Management via engine speed bearing
- Manual emergency lowering
- Pendular arm
- Proportional controls
- Protective cover for control panel
- Quick access to components
- Simplified lift control system
- Stop & Go system

## Optional

- 110 or 230V plug with differential circuit breaker
- Audio warning on all motion
- Battery cut-off
- Biodegradable oil
- Catalytic cleaner
- Coded anti-start
- Cold weather protection oil
- High capacity starting battery
- Initial verification report before putting into service
- Key lock on turret cover
- Lockable fuel cap
- Non-marking tyres
- On-board generator (3,5 or 5 kW)
- SMS : Safe Man System
- Safety harness
- Screen protection on the lower box control
- Spark arrester
- Water heater
- Water predisposition
- Working light

**Head Office**

B.P. 249 - 430 rue de l'Aubinière

44150 Ancenis Cedex - France

Tel: +33 (0)2 40 09 10 11 - Fax: +33 (0)2 40 09 10 97

[www.manitou.com](http://www.manitou.com)

This publication provides a description of the configuration versions and options for Manitou products, which may differ for equipment. The equipment presented in this brochure may be part of a series, as an option, or it may not be available, depending on the versions. Manitou reserves the right, at any time and without notice, to amend the specifications described and represented. The specifications provided do not bind the manufacturer. For more details, please contact your Manitou agent. This is not a contractually binding document. The presentation of the products is not contractually binding. List of specifications non-exhaustive. The logos as well as the visual identity of the company are owned by Manitou and cannot be used without authorisation. All rights reserved. The photos and diagrams contained in this brochure are only provided for consultation and information purposes.

MANITOU BF SA - Limited company with board of directors - Share capital: 39,668,399 euros - 857 802 508 RCS Nantes