

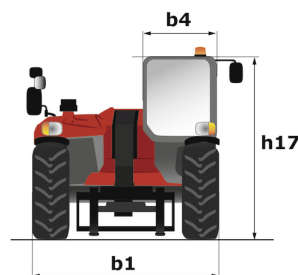
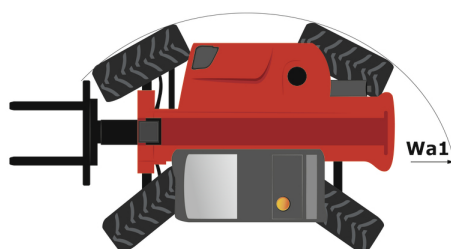
Technical sheet :

MT 420 H



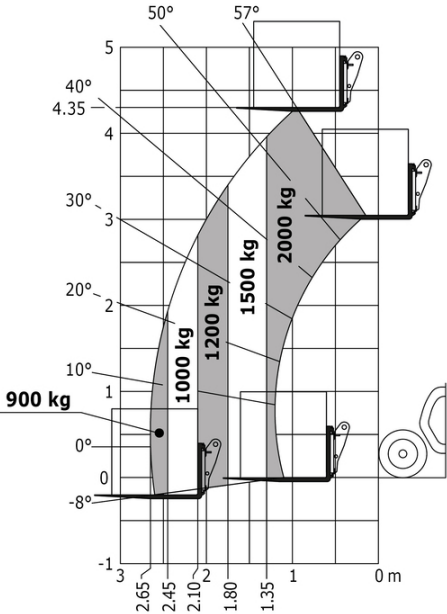
| Capacities | | Metric |
|--|-----------|---|
| Max. capacity | | 2000 kg |
| Max. lifting height | | 4.35 m |
| Max. outreach | | 2.65 m |
| Breakout force with bucket | | 1886 daN |
| Weight and dimensions | | |
| Overall length to carriage | l11 | 3.64 m |
| Length to face of forks | l2 | 3.58 m |
| Overall width | b1 | 1.49 m |
| Overall height | h17 | 1.97 m |
| Wheelbase | y | 2.13 m |
| Ground clearance | m4 | 0.24 m |
| Overall cab width | b4 | 0.80 m |
| Tilt-up angle | a4 | 12 ° |
| Tilt-down angle | a5 | 116 ° |
| External turning radius (over tyres) | Wa1 | 2.98 m |
| Unladen weight (with forks) | | 4190 kg |
| Overall weight | | 4260 kg |
| Tires type | | Pneumatic |
| Forks length / width / section | l / e / s | 1200 mm x 125 mm x 45 mm |
| Performances | | |
| Lifting | | 5 s |
| Lowering | | 3.50 s |
| Extension | | 4.80 s |
| Retraction | | 3 s |
| Crowd | | 3.30 s |
| Dump | | 2.70 s |
| Engine | | |
| Engine brand | | Kubota |
| Engine norm | | Stage V |
| Engine model | | 2607-CR-E5 |
| Number of cylinders / Capacity of cylinders | | 4 - 2615 cm³ |
| I.C. Engine power rating - Power | | 57 Hp / 42 kW |
| Max. torque / Engine rotation | | 174 Nm @ 1600 rpm |
| Drawbar pull (Laden) | | 2850 daN |
| Transmission | | |
| Transmission type | | Hydrostatic |
| Number of gears (forward / reverse) | | 2 / 2 |
| Max. travel speed | | 24.90 km/h |
| Max. travel speed (may vary according to applicable regulations) | | 24.90 km/h |
| Parking brake | | Automatic Negative Hand-brake |
| Service brake | | Disk brake on the cadran shaft |
| Hydraulics | | |
| Hydraulic pump type | | Gear pump |
| Hydraulic flow / Pressure | | 77.40 l/min-235 bar |
| Tank capacities | | |
| Engine oil | | 10.20 l |
| Hydraulic oil | | 70 l |
| Hydraulic tank capacity | | 10.20 l |
| Fuel tank | | 60 l |
| Noise and vibration | | |
| Noise at driving position (LpA) | | 76 dB |
| Noise to environment (LwA) | | 104 dB |
| Vibration on hands/arms | | < 2.50 m/s² |
| Miscellaneous | | |
| Steering wheels (front / rear) | | 2 / 2 |
| Drive wheels (front / rear) | | 2 / 2 |
| Safety / Safety cab homologation | | Standard EN 15000 / ROPS - FOPS cab (level 1) |
| Controls | | JSM |

MT 420 H - Dimensional drawing



MT 420 H - Load chart

Machine on tires with forks Metric





Head Office

B.P. 249 - 430 rue de l'Aubinière

44150 Ancenis Cedex - France

Tel: +33 (0)2 40 09 10 11 - Fax: +33 (0)2 40 09 10 97

www.manitou.com



This publication provides a description of the configuration versions and options for Manitou products, which may differ for equipment. The equipment presented in this brochure may be part of a series, as an option, or it may not be available, depending on the versions. Manitou reserves the right, at any time and without notice, to amend the specifications described and represented. The specifications provided do not bind the manufacturer. For more details, please contact your Manitou agent. This is not a contractually binding document. The presentation of the products is not contractually binding. List of specifications non-exhaustive. The logos as well as the visual identity of the company are owned by Manitou and cannot be used without authorisation. All rights reserved. The photos and diagrams contained in this brochure are only provided for consultation and information purposes.

MANITOU BF SA - Limited company with board of directors - Share capital: 39,668,399 euros - 857 802 508 RCS Nantes