

Technical sheet :

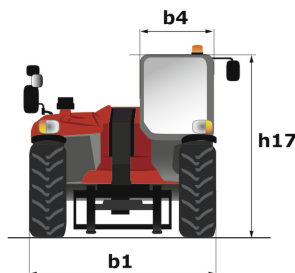
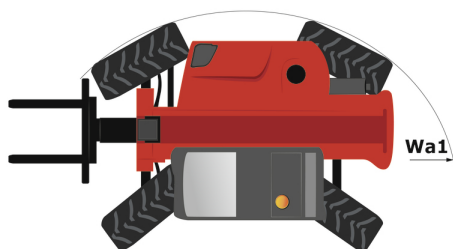
# MT 420 H

---



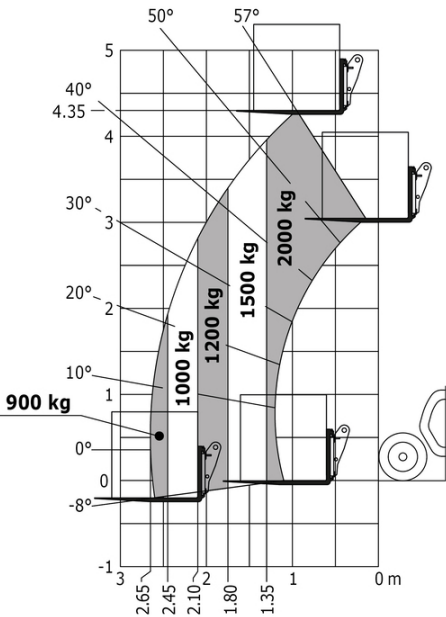
Capacities		Metric
Max. capacity	Q	2000 kg
Max. lifting height		4.35 m
Maximum outreach		2.65 m
Breakout force with bucket		1886 daN
Weight and dimensions		
Overall length to carriage	l11	3.64 m
Length to face of forks	l2	3.58 m
Overall width	b1	1.49 m
Overall height	h17	1.97 m
Wheelbase	y	2.13 m
Ground clearance	m4	0.24 m
Overall cab width	b4	0.80 m
Tilt-up angle	a4	12 °
Tilt-down angle	a5	116 °
External turning radius (over tyres)	Wa1	2.98 m
Unladen weight (with forks)		4190 kg
Overall weight		4260 kg
Tires type		Inflatable
Forks length / width / section	l / e / s	1200 mm x 125 mm x 45 mm
Performances		
Lifting		5 s
Lowering		3.50 s
Extension		4.80 s
Retraction		3 s
Crowd		3.30 s
Dump		2.70 s
Engine		
Engine brand		Kubota
Engine norm		Stage V
Engine model		2607-CR-E5
Number of cylinders / Capacity of cylinders		4 - 2615 cm³
Engine power (Hp/kW)		57 Hp / 42 kW
Max. torque / Engine rotation		174 Nm @ 1600 rpm
Drawbar pull (Laden)		2850 daN
Transmission		
Transmission type		Hydrostatic
Number of gears (forward / reverse)		2 / 2
Max. travel speed		24.90 km/h
Max. travel speed (may vary according to applicable regulations)		24.90 km/h
Parking brake		Automatic Negative Hand-brake
Service brake		Disk brake on the cadran shaft
Hydraulics		
Hydraulic pump type		Gear pump
Hydraulic flow / Pressure		77.40 l/min-235 bar
Tank capacities		
Engine oil		10.20 l
Hydraulic oil		70 l
Hydraulic tank capacity		10.20 l
Fuel		60 l
Noise and vibration		
Noise at driving position (LpA)		76 dB
Noise to environment (LwA)		104 dB
Vibration on hands/arms		< 2.50 m/s²
Miscellaneous		
Steering wheels (front / rear)		2 / 2
Drive wheels (front / rear)		2 / 2
Safety / Cab certification		Standard EN 15000 / ROPS - FOPS cab (level 1)
Controls		JSM

MT 420 H - Dimensional drawing



# MT 420 H - Load chart

Machine on tires with forks Metric



**Head Office**

B.P. 249 - 430 rue de l'Aubinière  
44150 Ancenis Cedex - France

Tel: +33 (0)2 40 09 10 11 - Fax: +33 (0)2 40 09 10 97

[www.manitou.com](http://www.manitou.com)



This publication provides a description of the configuration versions and options for Manitou products, which may differ for equipment. The equipment presented in this brochure may be part of a series, as an option, or it may not be available, depending on the versions. Manitou reserves the right, at any time and without notice, to amend the specifications described and represented. The specifications provided do not bind the manufacturer. For more details, please contact your Manitou agent. This is not a contractually binding document. The presentation of the products is not contractually binding. List of specifications non-exhaustive. The logos as well as the visual identity of the company are owned by Manitou and cannot be used without authorisation. All rights reserved. The photos and diagrams contained in this brochure are only provided for consultation and information purposes.

MANITOU BF SA - Limited company with board of directors - Share capital: 39,668,399 euros - 857 802 508 RCS Nantes