

Technical sheet :

# 220 TJ ST5

---



 **MANITOU**  
HANDLING YOUR WORLD

Capacities		Metric
Working height	h21	21.77 m
Platform height	h7	19.77 m
Max. outreach		17.63 m
Pendular arm rotation (top / bottom)		+69 ° / -66 °
Platform capacity	Q	230 kg
Turret rotation		360 °
Platform rotation (right / left)		90 ° / 90 °
Number of people (indoor / outdoor)		2 / 2
Weight and dimensions		
Platform weight*		11850 kg
Platform dimensions (length x width)	lp / ep	2.10 m x 0.76 m
Floor height (access)	h20	0.39 m
Overall length	l1	9.81 m
Overall width	b1	2.48 m
Overall height	h17	2.66 m
Overall length (stowed)	l9	7.29 m
Overall height (stowed)	h18 ***	2.72 m
Jib length	l13	2 m
Counterweight offset (turret at 90Å°)	a7	1.35 m
External turning radius	Wa3	6.19 m
Ground clearance at centre of wheelbase	m2	0.44 m
Wheelbase	y	2.80 m
Performances		
Drive speed - stowed		4.40 km/h
Drive speed - raised		1 km/h
Gradeability		40 %
Permissible leveling		4 °
Wheels		
Tires type		Solid Tires Cured-On
Drive wheels (front / rear)		2 / 2
Steering wheels (front / rear)		2 / 0
Braking wheels (front / rear)		0 / 2
Engine/Battery		
Engine brand / model		Yanmar - 3TNV88C
Engine norm		Stage V
I.C. Engine power rating / Power		37 Hp / 27.50 kW
Miscellaneous		
Ground Pressure		18.20 dan/cm2
Hydraulic Pressure		340 bar
Hydraulic tank capacity		94 l
Fuel tank		72 l
Noise to environment (LwA)		< 105 dB
Standards compliance		
This machine is in compliance with:		European directives: 2006/42/EC- Machinery (revised EN280:2013) - 2004/108/EC (EMC) - 2006/95/EC (Low voltage)

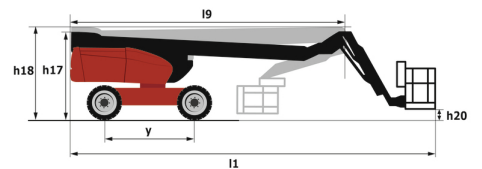
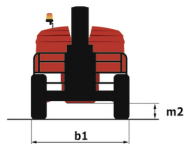
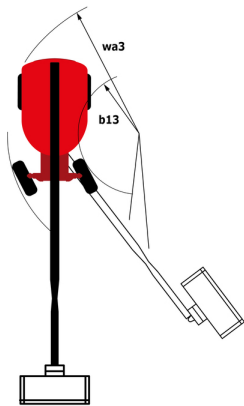
\*Varies according to options and standards of the country to which the machine is delivered

## 220 TJ ST5 - Load chart

Load Chart for MEWP Metric



## 220 TJ ST5 - Dimensional drawing



# Equipment

## Standard

230V Predisposition  
4 simultaneous movements  
4 wheel drive  
Audible alarm and illuminated indicator lamp (leveling, overload, lowering)  
Backup electrical pump  
Connected machine  
Continuous turret rotation  
Differential locking on rear axle  
Easy fast slinging system  
Electronic platform compensation  
Emergency stop button in platform and on frame  
Engine mounted on sliding platform  
Engine with DPF (Diesel Particulate Filter)  
Front axle with limited slip  
Fuel gauge with low level indicator  
Fully galvanized basket with demountable floor  
Hour meter  
Integrated diagnostic assistance  
LED rotating beacon  
LS pump  
Large color screen on turret  
Leveling unlocking  
Oscillating front axle  
Proportional controls  
Stop & Go system

## Optional

110 or 230V plug with differential circuit breaker  
Battery blanket  
Battery cut-off  
Biodegradable hydraulic oil - Grade 32  
Engine Block Heater  
Galvanized basket 2.100 mm / 6'11" with lateral door  
Hydraulic oil for cold temperature  
Key lock on fuel tank  
Key lock on turret cover  
Non marking solid tyres  
On-board generator (3,5 or 5 kW)  
Personalized paintwork  
Remote control for transport  
Safety kit - Harness + helmet  
Safety valve  
Screen protection on the lower box control  
Secondary Protection System (SPS)  
Socket 230 V + differential circuit breaker  
Solid tyres cured-on  
Spark arrester  
Turret orientation information  
Water predisposition  
Working light



**Head Office**

B.P. 249 - 430 rue de l'Aubinière

44150 Ancenis Cedex - France

Tel: +33 (0)2 40 09 10 11 - Fax: +33 (0)2 40 09 10 97

[www.manitou.com](http://www.manitou.com)



This publication provides a description of the configuration versions and options for Manitou products, which may differ for equipment. The equipment presented in this brochure may be part of a series, as an option, or it may not be available, depending on the versions. Manitou reserves the right, at any time and without notice, to amend the specifications described and represented. The specifications provided do not bind the manufacturer. For more details, please contact your Manitou agent. This is not a contractually binding document. The presentation of the products is not contractually binding. List of specifications non-exhaustive. The logos as well as the visual identity of the company are owned by Manitou and cannot be used without authorisation. All rights reserved. The photos and diagrams contained in this brochure are only provided for consultation and information purposes.

MANITOU BF SA - Limited company with board of directors - Share capital: 39,668,399 euros - 857 802 508 RCS Nantes