

Technical sheet :

# 220 TJ+



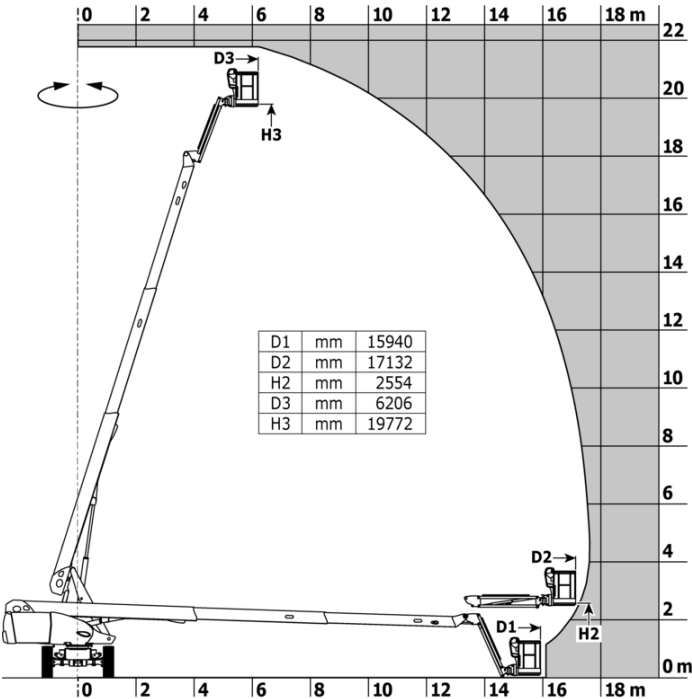
 **MANITOU**  
HANDLING YOUR WORLD

Capacities		Metric
Working height	h21	21.74 m
Platform height	h7	19.74 m
Maximum outreach		17.79 m
Pendular arm rotation (top / bottom)		+70 ° / -63 °
Platform capacity	Q	408 kg
Turret rotation		360 °
Platform rotation (right / left)		90 ° / 90 °
Number of people (indoor / outdoor)		3 / 3
Weight and dimensions		
Platform weight*		13600 kg
Platform dimensions (length x width)	lp / ep	2.30 m x 0.90 m
Floor height (access)	h20	0.39 m
Overall length	l1	10.06 m
Overall width	b1	2.48 m
Overall height	h17	2.66 m
Overall length (stowed)	l9	7.35 m
Overall height (stowed)	h18 ***	3.03 m
Jib length	l13	2 m
Counterweight offset (turret at 90Å°)	a7	1.34 m
Counterweight Oversize / Reach		1.35 m
External turning radius	Wa3	4.40 m
Ground clearance at centre of wheelbase	m2	0.44 m
Wheelbase	y	2.80 m
Performances		
Drive speed - stowed		4.90 km/h
Drive speed - raised		1 km/h
Gradeability		40 %
Permissible leveling		4 °
Wheels		
Tires type		Solid Tires Cured-On
Standard tires		40 x 14 in / 1025 x 365 mm
Drive wheels (front / rear)		2 / 2
Steering wheels (front / rear)		2 / 2
Braking wheels (front / rear)		2 / 2
Engine/Battery		
Engine brand / model		Yanmar - 3TNV88C
Engine norm		Stage V
I.C. Engine power rating / Power		36.20 Hp / 27.50 kW
Miscellaneous		
Ground Pressure		18.20 dan/cm2
Hydraulic Pressure		400 bar
Hydraulic tank capacity		94 l
Fuel tank		72 l
Noise to environment (LwA)		< 106 dB
Standards compliance		
This machine is in compliance with:		European directives: 2006/42/EC- Machinery (revised EN280:2013) - 2004/108/EC (EMC) - 2006/95/EC (Low voltage)

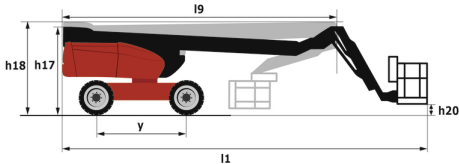
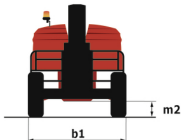
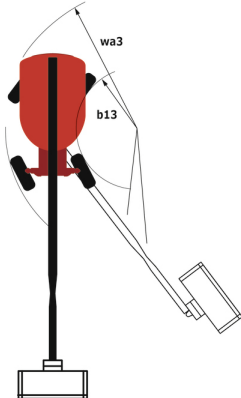
\*Varies according to options and standards of the country to which the machine is delivered

# 220 TJ+ - Load chart

## Load Chart for MEWP Metric



# 220 TJ+ - Dimensional drawing



# Equipment

## Standard

230V Predisposition  
 4 simultaneous movements  
 4 wheel drive  
 4 wheel steer with crab mode  
 Audible alarm and illuminated indicator lamp (leveling, overload, lowering)  
 Backup electrical pump  
 Connected machine  
 Continuous turret rotation  
 Differential locking on rear axle  
 Easy fast slinging system  
 Electronic platform compensation  
 Emergency stop button in platform and on frame  
 Engine mounted on sliding platform  
 Engine with DPF (Diesel Particulate Filter)  
 Front axle with limited slip  
 Fuel gauge with low level indicator  
 Heavy-duty painted basket 2.30 m  
 Hour meter  
 Integrated diagnostic assistance  
 LED rotating beacon  
 LS pump  
 Large color screen on turret  
 Leveling unlocking  
 Oscillating front axle  
 Painted basket for heavy loads 2,300 mm (7ft 7 in.)  
 Protective cover for control panel  
 Remote control for transport  
 Stop & Go system  
 Turret orientation information

## Optional

110 or 230V plug with differential circuit breaker  
 40' HC containerisation (for 2 machines)  
 Additional storage boxes  
 Audio warning on all motion  
 Audio warning on movement  
 Battery blanket  
 Battery charger automatic start  
 Battery cut-off  
 Biodegradable oil  
 Easy Link - With access control keypad  
 Easy link with remote lock  
 Engine Block Heater  
 Filter kit  
 Hydraulic oil heater  
 Key lock on fuel tank  
 Key lock on turret cover  
 Non marking solid tyres  
 On-board generator (3,5 or 5 kW)  
 Painted narrow basket for heavy loads 1800mm (5 ft 11 in.)  
 Panel cradle  
 Pipe cradle  
 Safety kit - Harness + helmet  
 Safety valve  
 Screen protection on the lower box control  
 Secondary Protection System (SPS)  
 Socket 230 V + differential circuit breaker  
 Spark arrester  
 Special color paints  
 Water predisposition  
 Working light



**Head Office**

B.P. 249 - 430 rue de l'Aubinière

44150 Ancenis Cedex - France

Tel: +33 (0)2 40 09 10 11 - Fax: +33 (0)2 40 09 10 97

[www.manitou.com](http://www.manitou.com)



This publication provides a description of the configuration versions and options for Manitou products, which may differ for equipment. The equipment presented in this brochure may be part of a series, as an option, or it may not be available, depending on the versions. Manitou reserves the right, at any time and without notice, to amend the specifications described and represented. The specifications provided do not bind the manufacturer. For more details, please contact your Manitou agent. This is not a contractually binding document. The presentation of the products is not contractually binding. List of specifications non-exhaustive. The logos as well as the visual identity of the company are owned by Manitou and cannot be used without authorisation. All rights reserved. The photos and diagrams contained in this brochure are only provided for consultation and information purposes.

MANITOU BF SA - Limited company with board of directors - Share capital: 39,668,399 euros - 857 802 508 RCS Nantes