

Technical sheet :

220 TJ+

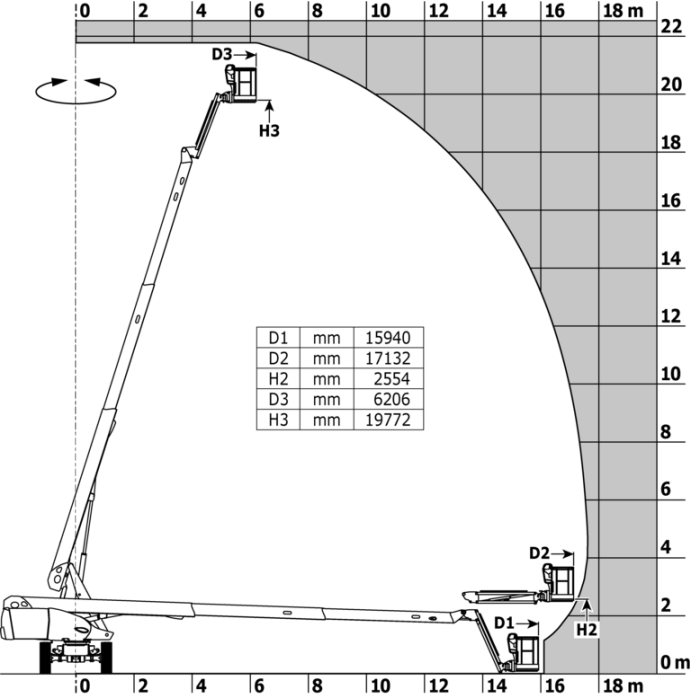


Capacities		Metric
Working height	h21	21.74 m
Platform height	h7	19.74 m
Max. outreach		17.79 m
Pendular arm rotation (top / bottom)		+70 ° / -63 °
Platform capacity	Q	408 kg
Turret rotation		360 °
Platform rotation (right / left)		90 ° / 90 °
Number of people (indoor / outdoor)		3 / 3
Weight and dimensions		
Platform weight*		13600 kg
Platform dimensions (length x width)	lp / ep	2.30 m x 0.90 m
Floor height (access)	h20	0.39 m
Overall length	l1	10.06 m
Overall width	b1	2.48 m
Overall height	h17	2.66 m
Overall length (stowed)	l9	7.35 m
Overall height (stowed)	h18 ***	3.03 m
Jib length	l13	2 m
Counterweight offset (turret at 90°)	a7	1.34 m
Counterweight Oversize / Reach		1.35 m
External turning radius	Wa3	4.40 m
Ground clearance at centre of wheelbase	m2	0.44 m
Wheelbase	y	2.80 m
Performances		
Drive speed - stowed		4.90 km/h
Drive speed - raised		1 km/h
Gradeability		40 %
Permissible leveling		4 °
Wheels		
Tires type		Solid Tires Cured-On
Standard tires		40 x 14 in / 1025 x 365 mm
Drive wheels (front / rear)		2 / 2
Steering wheels (front / rear)		2 / 2
Braking wheels (front / rear)		2 / 2
Engine/Battery		
Engine brand / model		Yanmar - 3TNV88C
Engine norm		Stage V
I.C. Engine power rating / Power		36.20 Hp / 27.50 kW
Miscellaneous		
Ground Pressure		18.20 dan/cm2
Hydraulic Pressure		400 bar
Hydraulic tank capacity		94 l
Fuel tank		72 l
Noise to environment (LwA)		< 106 dB
Standards compliance		
This machine is in compliance with:		European directives: 2006/42/EC- Machinery (revised EN280:2013) - 2004/108/EC (EMC) - 2006/95/EC (Low voltage)

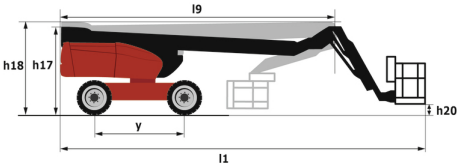
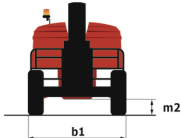
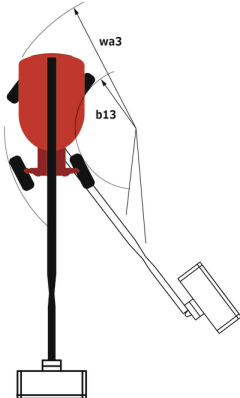
*Varies according to options and standards of the country to which the machine is delivered

220 TJ+ - Load chart

Load Chart for MEWP Metric



220 TJ+ - Dimensional drawing



Equipment

Standard

230V Predisposition
 4 simultaneous movements
 4 wheel drive
 4 wheel steer with crab mode
 Audible alarm and illuminated indicator lamp (leveling, overload, lowering)
 Backup electrical pump
 Connected machine
 Continuous turret rotation
 Differential locking on rear axle
 Easy fast slinging system
 Electronic platform compensation
 Emergency stop button in platform and on frame
 Engine mounted on sliding platform
 Engine with DPF (Diesel Particulate Filter)
 Front axle with limited slip
 Fuel gauge with low level indicator
 Heavy-duty painted basket 2.30 m
 Hour meter
 Integrated diagnostic assistance
 LED rotating beacon
 LS pump
 Large color screen on turret
 Leveling unlocking
 Oscillating front axle
 Painted basket for heavy loads 2,300 mm (7ft 7 in.)
 Protective cover for control panel
 Remote control for transport
 Stop & Go system
 Turret orientation information

Optional

110 or 230V plug with differential circuit breaker
 40' HC containerisation (for 2 machines)
 Additional storage boxes
 Audio warning on all motion
 Battery blanket
 Battery charger automatic start
 Battery cut-off
 Beeper on movement
 Biodegradable oil
 Easy Link - With access control keypad
 Easy link with remote lock
 Engine Block Heater
 Filter kit
 Hydraulic oil heater
 Key lock on fuel tank
 Key lock on turret cover
 Non marking solid tyres
 On-board generator (3,5 or 5 kW)
 Painted narrow basket for heavy loads 1800mm (5 ft 11 in.)
 Panel cradle
 Pipe cradle
 Safety kit - Harness + helmet
 Safety valve
 Screen protection on the lower box control
 Secondary Protection System (SPS)
 Socket 230 V + differential circuit breaker
 Spark arrester
 Special color paints
 Water predisposition
 Working light



Head Office

B.P. 249 - 430 rue de l'Aubinière

44150 Ancenis Cedex - France

Tel: +33 (0)2 40 09 10 11 - Fax: +33 (0)2 40 09 10 97

www.manitou.com



This publication provides a description of the configuration versions and options for Manitou products, which may differ for equipment. The equipment presented in this brochure may be part of a series, as an option, or it may not be available, depending on the versions. Manitou reserves the right, at any time and without notice, to amend the specifications described and represented. The specifications provided do not bind the manufacturer. For more details, please contact your Manitou agent. This is not a contractually binding document. The presentation of the products is not contractually binding. List of specifications non-exhaustive. The logos as well as the visual identity of the company are owned by Manitou and cannot be used without authorisation. All rights reserved. The photos and diagrams contained in this brochure are only provided for consultation and information purposes.

MANITOU BF SA - Limited company with board of directors - Share capital: 39,668,399 euros - 857 802 508 RCS Nantes