

Technical sheet :

# AETJ 43

OXYGEN  
by MANITOU



 **MANITOU**  
HANDLING YOUR WORLD

Capacities		Imperial
Working height	h21	49 ft 2 in
Platform height	h7	42 ft 7 in
Maximum outreach		24 ft 11 in
Overhang		23 ft 2 in
Pendular arm rotation (top / bottom)		+65 ° / -65 °
Platform capacity	Q	500 lb
Turret rotation		355 °
Platform rotation (right / left)		66 ° / 59 °
Number of people (indoor / outdoor)		2 / 2
Weight and dimensions		
Platform weight*		16248 lb
Platform dimensions (length x width)	lp / ep	3 ft 11 in x 3 ft
Floor height (access)	h20	1 ft 4 in
Overall length	l1	19 ft 10 in
Overall width	b1	4 ft 11 in
Overall height	h17	6 ft 6 in
Overall length (stowed)	l9	14 ft 5 in
Overall height (stowed)	h18 ***	6 ft 10 in
Jib length	l13	4 ft 2 in
Counterweight offset (turret at 90°)	a7	5 in
Counterweight Oversize / Reach		5 in
External turning radius	Wa3	13 ft
Ground clearance at centre of wheelbase	m2	6 in
Wheelbase	y	6 ft 7 in
Performances		
Drive speed - stowed		3 mph
Drive speed - raised		0.37 mph
Gradeability		22 %
Permissible leveling		3 °
Wheels		
Tires type		Solid non-marking tires
Standard tires		24 x 7.5 in / 600 x 190 mm
Drive wheels (front / rear)		0 / 2
Steering wheels (front / rear)		2 / 0
Braking wheels (front / rear)		0 / 2
Engine/Battery		
Electric engine power rating		2 x 4.50 kW
Lift motor power		3.70 kW
Battery voltage		48 V
Battery nominal voltage / capacity		48 V / 240 Ah
Battery energy		11 kW/h
On-board charger (V / A)		48 V / 30 A
Miscellaneous		
Number of cycles with STD Battery (HIRD)		44
Ground Pressure		196 PSI
Hydraulic Pressure		3046 PSI
Hydraulic tank capacity		4 US gal
Vibration on hands/arms		< 2 ft/s²
Standards compliance		
This machine is in compliance with:		ANSI A92.20-2018 CSA B354.6 ICES-002-Issue 6 Standard Canadian EMC

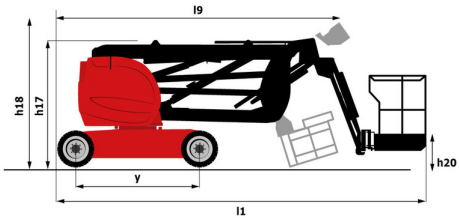
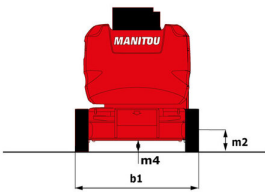
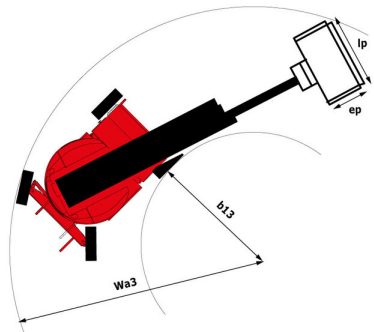
\*Varies according to options and standards of the country to which the machine is delivered

AETJ 43 - Load chart

Load Chart imperial



AETJ 43 - Dimensional drawing



# Equipment

Standard
110 or 230V plug with differential circuit breaker
Audible alarm and illuminated indicator lamp (leveling, overload, lowering)
Battery charge indicator lamp
CAN bus technology
Drive safety orientation system
Electric predisposition on the top of the boom
Emergency stop button in platform and on frame
Hom in the platform
Hour meter
Integrated diagnostic assistance
Manual emergency lowering
Multi-voltage integrated charger
Negative-type braking on rear wheels
Non-marking rubber tyres
Platform access gate
Proportional controls
Tool box in platform
Traction battery
Travel possible at maximum height

Optional
Biodegradable oil
Cold weather kit
Cold weather protection oil
Easy Manager
High capacity starting battery
Lights
Protective cover for control panel
SMS : Safe Man System
Working headlight in platform



**Head Office**

B.P. 249 - 430 rue de l'Aubinière

44150 Ancenis Cedex - France

Tel: +33 (0)2 40 09 10 11 - Fax: +33 (0)2 40 09 10 97

[www.manitou.com](http://www.manitou.com)



This publication provides a description of the configuration versions and options for Manitou products, which may differ for equipment. The equipment presented in this brochure may be part of a series, as an option, or it may not be available, depending on the versions. Manitou reserves the right, at any time and without notice, to amend the specifications described and represented. The specifications provided do not bind the manufacturer. For more details, please contact your Manitou agent. This is not a contractually binding document. The presentation of the products is not contractually binding. List of specifications non-exhaustive. The logos as well as the visual identity of the company are owned by Manitou and cannot be used without authorisation. All rights reserved. The photos and diagrams contained in this brochure are only provided for consultation and information purposes.

MANITOU BF SA - Limited company with board of directors - Share capital: 39,668,399 euros - 857 802 508 RCS Nantes