

Technical sheet :

MLA 6-65 H-Z



 **MANITOU**
HANDLING YOUR WORLD

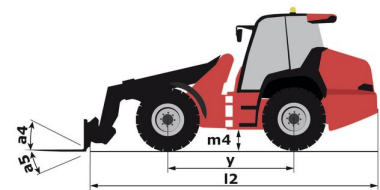
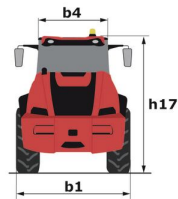
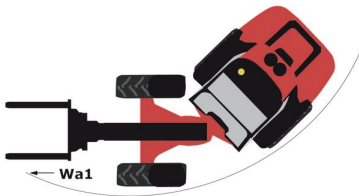
Capacities		Imperial
Static tipping load with bucket (straight)		6409 lb
Static tipping load with bucket (full turn)		4916 lb
Static tipping load with forks (straight)		4980 lb
Static tipping load with forks (full turn)		3920 lb
Max. height of bucket pivot point	h35	10 ft 11 in
Max. lifting height (below forks)	h3	10 ft 3 in
Breakout force with bucket		5743 daN
Weight and dimensions		
Unladen weight (with forks) with 4-post canopy		9149 lb
Unladen weight (with forks)		9500 lb
Wheelbase	y	6 ft 7 in
Overall width of 4 posts canopy	b22	4 ft 2 in
Overall cab width	b4	4 ft 2 in
Overall height with FOPS removed and ROPS folded	h36	6 ft 6 in
Overall height with 4 posts canopy	h38	8 ft 1 in
Overall height with cab	h17	8 ft 1 in
Tilt-up angle	a4	45 °
Tilt-down angle	a5	45 °
Articulation angle	a19	45 °
Overall width less bucket	b1	5 ft 5 in
Overall length - Less Bucket	l2	14 ft
Ground clearance	m4	1 ft 3 in
Engine		
Engine brand		Yanmar
Engine model		4TNV98CT_PGWL1
Engine nom		Stage IIIB
Number of cylinders / Capacity of cylinders		4 - 201 in³
I.C. Engine power rating / Power		65 Hp / 48.50 kW
Max. torque / Engine rotation		207 ft/lbs / 1560 rpm
Engine cooling system		2 radiators water + hydraulic oil
Transmission		
Transmission type		Hydrostatic
Number of gears (forward / reverse)		2 / 2
Max. travel speed (may vary according to applicable regulations)		19 mph
Travel speed (laden)		12 mph
Differential lock		Front and rear locking of the machine
Parking brake		Manual
Hydraulics		
Hydraulic pump type		Gear pump
Hydraulic flow - Pressure		18 US gpm / 2901 PSI
High-Flow Option (l/min)		26 US gpm
Drive hydraulic system pressure		6092 PSI
Tank capacities		
Hydraulic oil		20 US gal
Fuel tank		25 US gal
Noise and vibration		
Vibration on hands/arms		< 2.50 m/s²
Miscellaneous		
Safety cab homologation		ROPS - FOPS cab (level 1)

Options / Finishing

S : Standard / O : Optional / - : Not available

	Essential	Classic	Premium
Lifting function			
Attachment hydraulic line	S	S	S
Boom suspension	O	O	S
Hydraulic attachment locking	S	-	S
Operator station			
Adjustable and telescopic steering column	S	S	S
Air suspension seat	-	O	S
Canopy	S	-	-
Closed cab with heating	-	S	S
Floor mat	S	S	S
Tuner car radio (50 W)	-	S	S
Motorization/Power			
Continuous flow hydraulics	S	S	S
Hand throttle	S	S	S
Self cleaning air prefilter	S	S	S
Speed control	O	O	S
Third speed	O	O	S
Lighting			
Complete road lighting	O	S	S
Flat Led Rotating Beacon	O	O	O
Front and rear LED work lights on cab (x4 : 2 front + 2 rear)	O	O	S
Front and rear work lights on cab (x4)	S	S	-

MLA 6-65 H-Z - Dimensional drawing





Head Office

B.P. 249 - 430 rue de l'Aubinière

44150 Ancenis Cedex - France

Tel: +33 (0)2 40 09 10 11 - Fax: +33 (0)2 40 09 10 97

www.manitou.com



This publication provides a description of the configuration versions and options for Manitou products, which may differ for equipment. The equipment presented in this brochure may be part of a series, as an option, or it may not be available, depending on the versions. Manitou reserves the right, at any time and without notice, to amend the specifications described and represented. The specifications provided do not bind the manufacturer. For more details, please contact your Manitou agent. This is not a contractually binding document. The presentation of the products is not contractually binding. List of specifications non-exhaustive. The logos as well as the visual identity of the company are owned by Manitou and cannot be used without authorisation. All rights reserved. The photos and diagrams contained in this brochure are only provided for consultation and information purposes.

MANITOU BF SA - Limited company with board of directors - Share capital: 39,668,399 euros - 857 802 508 RCS Nantes