

Technical sheet :

200 ATJ-X



 **MANITOU**
HANDLING YOUR WORLD

Capacities		Metric
Working height	h21	20.28 m
Platform height	h7	18.28 m
Max. outreach		12 m
Overhang		8 m
Pendular arm rotation (top / bottom)		+69 ° / -66 °
Platform capacity	Q	230 kg
Turret rotation		355 °
Platform rotation (right / left)		90 ° / 90 °
Number of people (indoor / outdoor)		2 / 2
Weight and dimensions		
Platform weight*		10050 kg
Platform dimensions (length x width)	lp / ep	2.10 m x 0.80 m
Floor height (access)	h20	0.51 m
Overall length	l1	8.42 m
Overall width	b1	2.40 m
Overall height	h17	2.71 m
Overall length (stowed)	l9	6.21 m
Overall height (stowed)	h18 ***	2.85 m
Counterweight offset (turret at 90°)	a7	0.11 m
Counterweight Oversize / Reach		0.11 m
External turning radius	Wa3	4.17 m
Ground clearance at centre of wheelbase	m2	0.44 m
Wheelbase	y	2.40 m
Performances		
Drive speed - stowed		4.70 km/h
Drive speed - raised		0.80 km/h
Gradeability		40 %
Permissible leveling		5 °
Wheels		
Tires type		Solid Tires Cured-On
Standard tires		1025 x 365 mm
Drive wheels (front / rear)		2 / 2
Steering wheels (front / rear)		2 / 2
Braking wheels (front / rear)		0 / 2
Engine/Battery		
Engine brand / model		Kubota - V2403-M
Engine norm		Stage IIIA
I.C. Engine power rating / Power		46 Hp / 34.10 kW
Miscellaneous		
Ground Pressure		20.65 dan/cm ²
Hydraulic Pressure		335 bar
Hydraulic tank capacity		80 l
Fuel tank		78 l
Vibration on hands/arms		< 0.50 m/s ²
Daily consumption **		7.96 l
Standards compliance		
This machine is in compliance with:		European directives: 2006/42/EC- Machinery (revised EN280:2013) - 2004/108/EC (EMC) - 2006/95/EC (Low voltage)

*Varies according to options and standards of the country to which the machine is delivered

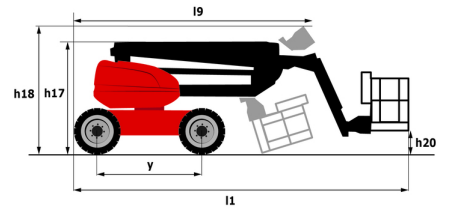
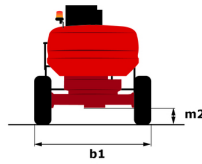
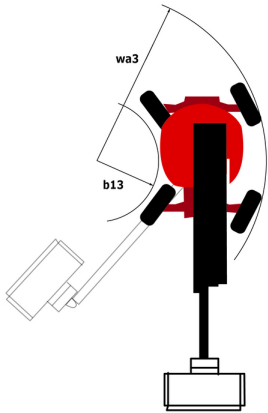
** According to "REDUCE cycle"

200 ATJ-X - Load chart

Load Chart metric



200 ATJ-X - Dimensional drawing



Equipment

Standard

230V Predisposition
4 simultaneous movements
4 wheel drive
4 wheel steer with crab mode
Audible alarm and illuminated indicator lamp (leveling, overload, lowering)
Backup electrical pump
CAN bus technology
Dead man pedal
Differential locking on rear axle
Fuel gauge with low level indicator
Galvanized basket 2,100 mm
Hour meter
Management via engine speed bearing
Oscillating front axle
Proportional controls
Rear axle with limited slip differential

Optional

110 or 230V plug with differential circuit breaker
Battery cut-off
Biodegradable oil
Catalytic cleaner
Coded anti-start
Cold weather protection oil
Continuous turret rotation
High capacity starting battery
Key lock on fuel tank
Key lock on turret cover
On-board generator (3,5 or 5 kW)
SMS : Safe Man System
Safety harness
Screen protection on the lower box control
Spark arrester
Water heater
Working light



Head Office

B.P. 249 - 430 rue de l'Aubinière

44150 Ancenis Cedex - France

Tel: +33 (0)2 40 09 10 11 - Fax: +33 (0)2 40 09 10 97

www.manitou.com



This publication provides a description of the configuration versions and options for Manitou products, which may differ for equipment. The equipment presented in this brochure may be part of a series, as an option, or it may not be available, depending on the versions. Manitou reserves the right, at any time and without notice, to amend the specifications described and represented. The specifications provided do not bind the manufacturer. For more details, please contact your Manitou agent. This is not a contractually binding document. The presentation of the products is not contractually binding. List of specifications non-exhaustive. The logos as well as the visual identity of the company are owned by Manitou and cannot be used without authorisation. All rights reserved. The photos and diagrams contained in this brochure are only provided for consultation and information purposes.

MANITOU BF SA - Limited company with board of directors - Share capital: 39,668,399 euros - 857 802 508 RCS Nantes