

Technical sheet :

220 TJ-XP



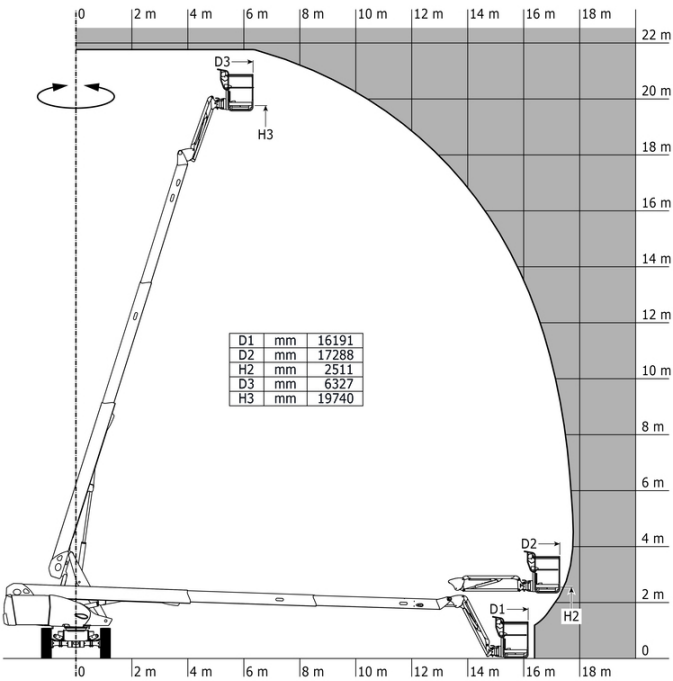
Capacities		Metric
Working height	h21	21.74 m
Platform height	h7	19.74 m
Maximum outreach		17.78 m
Pendular arm rotation (top / bottom)		+70 ° / -63 °
Platform capacity	Q	350 kg
Turret rotation		360 °
Platform rotation (right / left)		90 ° / 90 °
Number of people (indoor / outdoor)		3 / 3
Weight and dimensions		
Platform weight*		13600 kg
Platform dimensions (length x width)	lp / ep	2.30 m x 0.90 m
Floor height (access)	h20	0.39 m
Overall length	l1	10.05 m
Overall width	b1	2.48 m
Overall height	h17	2.52 m
Overall length (stowed)	l9	7.35 m
Overall height (stowed)	h18 ***	3.03 m
Jib length	l13	2 m
Counterweight Oversize / Reach		1.34 m
External turning radius	Wa3	4.40 m
Ground clearance at centre of wheelbase	m2	0.44 m
Wheelbase	y	2.80 m
Performances		
Drive speed - stowed		5.40 km/h
Drive speed - raised		1 km/h
Gradeability		40 %
Permissible leveling		4 °
Wheels		
Tires type		Solid Tires Cured-On
Drive wheels (front / rear)		2 / 2
Steering wheels (front / rear)		2 / 2
Braking wheels (front / rear)		2 / 2
Engine/Battery		
Engine brand / model		Kubota - V1505.E3B
Engine norm		Stage IIIA
I.C. Engine power rating / Power		35 Hp / 26.20 kW
Miscellaneous		
Ground Pressure		18.30 dan/cm2
Hydraulic Pressure		400 bar
Hydraulic tank capacity		94 l
Fuel tank		72 l
Noise to environment (LwA)		< 107 dB
Vibration on hands/arms		< 0.50 m/s ²
Daily consumption **		7.98 l
Standards compliance		
This machine is in compliance with:		European directives: 2006/42/EC- Machinery (revised EN280:2013) - 2004/108/EC (EMC) - 2006/95/EC (Low voltage)

*Varies according to options and standards of the country to which the machine is delivered

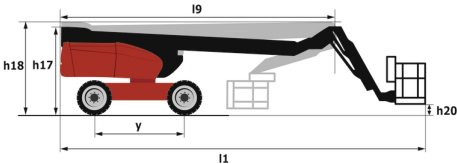
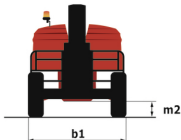
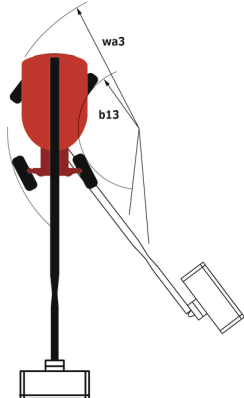
** According to "REDUCE cycle"

220 TJ-XP - Load chart

Load Chart for MEWP Metric



220 TJ-XP - Dimensional drawing



Equipment

Standard

230V Predisposition
4 simultaneous movements
4 wheel steer with crab mode
Audible alarm and illuminated indicator lamp (leveling, overload, lowering)
Backup electrical pump
Continuous turret rotation
Differential locking on rear axle
Electronic platform compensation
Emergency stop button in platform and on frame
Engine mounted on sliding platform
Fuel gauge with low level indicator
Integrated diagnostic assistance
Oscillating front axle
Painted basket for heavy loads 2,300 mm (7ft 7 in.)
Protective cover for control panel
Remote control for transport

Optional

110 or 230V plug with differential circuit breaker
Additional storage boxes
Basket 1,800 mm
Battery cut-off
Biodegradable oil
Catalytic cleaner
Cold weather protection oil
Key lock on fuel tank
Key lock on turret cover
On-board generator (3,5 or 5 kW)
Panel support kit
SMS : Safe Man System
Safety harness
Screen protection on the lower box control
Spark arrester
Special color paints
Tube support kit
Water predisposition
Working light



Head Office

B.P. 249 - 430 rue de l'Aubinière

44150 Ancenis Cedex - France

Tel: +33 (0)2 40 09 10 11 - Fax: +33 (0)2 40 09 10 97

www.manitou.com



This publication provides a description of the configuration versions and options for Manitou products, which may differ for equipment. The equipment presented in this brochure may be part of a series, as an option, or it may not be available, depending on the versions. Manitou reserves the right, at any time and without notice, to amend the specifications described and represented. The specifications provided do not bind the manufacturer. For more details, please contact your Manitou agent. This is not a contractually binding document. The presentation of the products is not contractually binding. List of specifications non-exhaustive. The logos as well as the visual identity of the company are owned by Manitou and cannot be used without authorisation. All rights reserved. The photos and diagrams contained in this brochure are only provided for consultation and information purposes.

MANITOU BF SA - Limited company with board of directors - Share capital: 39,668,399 euros - 857 802 508 RCS Nantes