

Technical sheet :

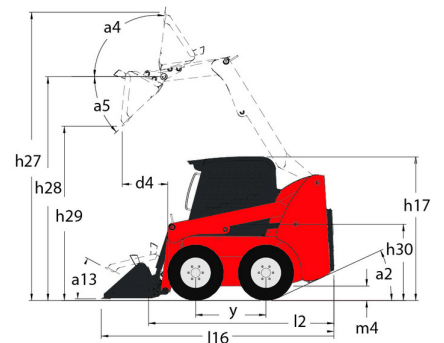
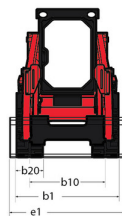
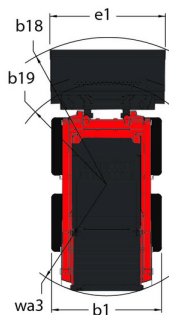
1340R



 **MANITOU**
HANDLING YOUR WORLD

Capacities		Metric
Rated Operating Capacity		612 kg
Unladen weight		2200 kg
Tipping capacity		1224 kg
Weight and dimensions		
Wheelbase	y	923 mm
Overall Operating Height - Fully Raised	h27	3584 mm
Height to Hinge Pin - Fully Raised	h28	2794 mm
Overall Height to top of ROPS	h17	1826 mm
Dump angle at full height	a5	42 °
Dump height	h29	2197 mm
Overall length with bucket	l16	2952 mm
Dump reach - Full height	r6	528 mm
Rollback at ground	a13	29 °
Rollback Angle at Full Height	a4	99 °
Seat to ground height	h30	853 mm
Overall width less bucket	b1	1346 mm
Bucket Width	e1	1562 mm
Ground clearance	m4	211 mm
Overall length - Less Bucket	l2	2314 mm
Departure angle	a2	29 °
Clearance Radius - Front with Bucket	b18	1758 mm
Performances		
Travel speed (unladen)		10.70 km/h
Wheels		
Transmission type		Hydrostatic
Standard tires		10 x 16.5 - 10 PR HD
Engine		
Engine brand		Yanmar
Engine model		4TNV88
Engine norm		BS-III
Gross Power		49 Hp
Max. torque / Engine rotation		142 Nm / 1600 rpm
Power source		Diesel
Number of cylinders		4
Engine cooling system		Water cooled
Battery voltage		12 V
Alternator - Ampere		55 A
Starter		3 kW
Hydraulics		
Auxiliary Hydraulic Pressure		190 bar
High-Flow Auxiliary Hydraulics - Option		63.40 l/min
Tank capacities		
Fuel tank		47 l
Hydraulic tank capacity		30.30 l
Displacement		2.20 l
Liquid cooling tank volume		7.60 l
LH Chain case		8.25 l
RH Chain case		8.25 l

1340R - Dimensional drawing



Equipment

Lifting function	
All-Tach® Attachment Mounting System	Standard
Auxiliary Hydraulics	Standard
Lighting	
Work Lights - Front and Rear	Standard
Motorization/Power	
Engine Block Heater	Standard
Operator station	
Cabin Rops and fops level I	Standard
Hand/Foot Controls	Optional
Hom	Optional
Sound Reduction Material	Standard
Suspension Seat - Mechanical	Standard
T-Bar control	Standard
Other options	
Selectable Self-Leveling Hydraulic Lift Action 4	Optional
Pneumatics	
Camso Tyres Option	Optional
Secondary functions	
Full Instrumentation	Standard
Security	
Anti-Vandalism Protection	Standard
Back-Up Alarm	Optional
Hydraloc™ Safety System	Standard
Operator Restraint Bar	Standard



Head Office

B.P. 249 - 430 rue de l'Aubinière

44150 Ancenis Cedex - France

Tel: +33 (0)2 40 09 10 11 - Fax: +33 (0)2 40 09 10 97

www.manitou.com



This publication provides a description of the configuration versions and options for Manitou products, which may differ for equipment. The equipment presented in this brochure may be part of a series, as an option, or it may not be available, depending on the versions. Manitou reserves the right, at any time and without notice, to amend the specifications described and represented. The specifications provided do not bind the manufacturer. For more details, please contact your Manitou agent. This is not a contractually binding document. The presentation of the products is not contractually binding. List of specifications non-exhaustive. The logos as well as the visual identity of the company are owned by Manitou and cannot be used without authorisation. All rights reserved. The photos and diagrams contained in this brochure are only provided for consultation and information purposes.

MANITOU BF SA - Limited company with board of directors - Share capital: 39,668,399 euros - 857 802 508 RCS Nantes