

Technical sheet :

TJ 65

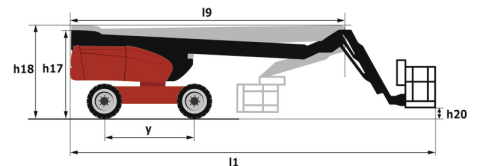
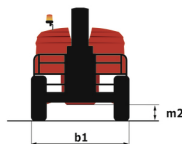
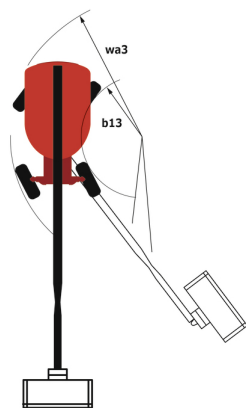


 **MANITOU**
HANDLING YOUR WORLD

Capacities		Imperial
Working height	h21	71 ft 5 in
Platform height	h7	64 ft 10 in
Max. outreach		57 ft 10 in
Pendular arm rotation (top / bottom)		+69 ° / -66 °
Turret rotation		360 °
Platform rotation (right / left)		90 ° / 90 °
Number of people (indoor)		2
Weight and dimensions		
Platform weight*		26125 lb
Platform dimensions (length x width)	lp / ep	6 ft 11 in x 2 ft 7 in
Floor height (access)	h20	1 ft 3 in
Overall length	l1	32 ft 2 in
Overall width	b1	8 ft 2 in
Overall height	h17	8 ft 9 in
Overall length (stowed)	l9	23 ft 11 in
Overall height (stowed)	h18 ***	8 ft 11 in
Jib length	l13	6 ft 7 in
Counterweight offset (turret at 90°)	a7	4 ft 5 in
Counterweight Oversize / Reach		4 ft 5 in
External turning radius	Wa3	20 ft 4 in
Ground clearance at centre of wheelbase	m2	1 ft 5 in
Wheelbase	y	9 ft 2 in
Performances		
Drive speed - stowed		3 mph
Drive speed - raised		0.62 mph
Gradeability		40 %
Wheels		
Tires type		Solid Tires Cured-On
Standard tires		40 x 14 in / 1025 x 365 mm
Drive wheels (front / rear)		2 / 2
Steering wheels (front / rear)		2 / 0
Braking wheels (front / rear)		0 / 2
Engine/Battery		
Engine brand / model		Kubota - D1803-CR-TIE4B
I.C. Engine power rating / Power		49.60 Hp / 37 kW
Miscellaneous		
Ground Pressure		264 PSI
Hydraulic Pressure		4931 PSI
Hydraulic tank capacity		25 US gal
Fuel tank		19 US gal
Vibration on hands/arms		< 0.50 m/s ²
Standards compliance		
This machine is in compliance with:		ANSI A92.20-2018 CSA B354.6 ICES-002-Issue 6 Standard Canadian EMC

*Varies according to options and standards of the country to which the machine is delivered
 ** According to "REDUCE cycle"

TJ 65 - Dimensional drawing



Equipment

Standard

- 4 simultaneous movements
- 4 wheel drive
- Audible alarm and illuminated indicator lamp (leveling, overload, lowering)
- Backup electrical pump
- Continuous turret rotation
- Differential locking on rear axle
- Drive enable
- Easy Manager
- Electronic platform compensation
- Emergency stop button in platform and on frame
- Engine mounted on sliding platform
- Front axle with limited slip
- Fuel gauge with low level indicator
- Fully galvanized basket with demountable floor
- Hour meter
- Integrated diagnostic assistance
- Leveling unlocking
- Management via engine speed bearing
- Oscillating front axle
- Proportional controls

Optional

- 110 V American plug with differential circuit breaker
- Biodegradable oil
- Coded anti-start
- Cold weather kit
- Electric generator
- High-float tires 1046 x 444 / 41x18LL22.5
- Key lock on fuel tank
- Non-marking tyres
- Remote control for transport
- SMS : Safe Man System
- Screen protection on the lower box control
- Water predisposition
- Welder ready package
- Working light

**Head Office**

B.P. 249 - 430 rue de l'Aubinière

44150 Ancenis Cedex - France

Tel: +33 (0)2 40 09 10 11 - Fax: +33 (0)2 40 09 10 97

www.manitou.com

This publication provides a description of the configuration versions and options for Manitou products, which may differ for equipment. The equipment presented in this brochure may be part of a series, as an option, or it may not be available, depending on the versions. Manitou reserves the right, at any time and without notice, to amend the specifications described and represented. The specifications provided do not bind the manufacturer. For more details, please contact your Manitou agent. This is not a contractually binding document. The presentation of the products is not contractually binding. List of specifications non-exhaustive. The logos as well as the visual identity of the company are owned by Manitou and cannot be used without authorisation. All rights reserved. The photos and diagrams contained in this brochure are only provided for consultation and information purposes.

MANITOU BF SA - Limited company with board of directors - Share capital: 39,668,399 euros - 857 802 508 RCS Nantes