

Technical sheet :

TJ 80+



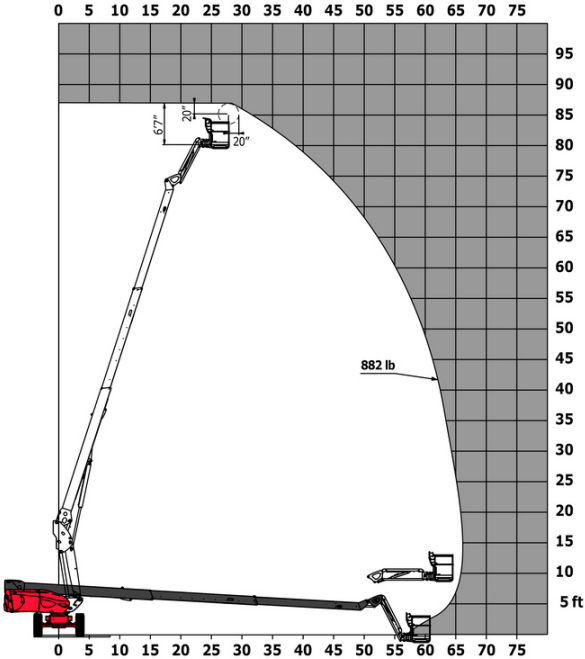
Capacities		Imperial
Working height	h21	84 ft 11 in
Floor height (access)	h20	1 ft 4 in
Platform height	h7	78 ft 5 in
Max. outreach		64 ft 8 in
Pendular arm rotation (top / bottom)		+70 ° / -63 °
Platform capacity	Q	899 lb
Turret rotation		360 °
Platform rotation (right / left)		90 ° / 90 °
Number of people (indoor / outdoor)		3 / 3
Weight and dimensions		
Platform weight*		35946 lb
Platform dimensions (length x width)	lp / ep	7 ft 7 in x 2 ft 11 in
Overall length	l1	35 ft 7 in
Overall width	b1	8 ft 2 in
Overall height	h17	8 ft 11 in
Overall length (stowed)	l9	25 ft 10 in
Overall height (stowed)	h18	9 ft 2 in
Jib length	l13	7 ft 10 in
Counterweight offset (turret at 90°)	a7	4 ft 8 in
Counterweight Oversize / Reach		4 ft 8 in
External turning radius	Wa3	14 ft 3 in
Ground clearance at centre of wheelbase	m2	1 ft 4 in
Wheelbase	y	9 ft 2 in
Performances		
Drive speed - stowed		3 mph
Drive speed - raised		0.50 mph
Gradeability		37.50 %
Permissible leveling		4 °
Wheels		
Tires type		Solid Tires Cured-On
Standard tires		40 x 14 in / 1025 x 365 mm
Drive wheels (front / rear)		2 / 2
Steering wheels (front / rear)		2 / 2
Braking wheels (front / rear)		2 / 2
Engine/Battery		
Engine brand / model		Kubota - D1803-CR-TIE4B
Engine norm		Tier 4
I.C. Engine power rating / Power		49.60 Hp / 37 kW
Miscellaneous		
Ground Pressure		309 PSI
Hydraulic Pressure		5802 PSI
Hydraulic tank capacity		25 US gal
Fuel tank		19 US gal
Vibration on hands/arms		< 0.50 m/s ²
Standards compliance		
This machine is in compliance with:		ANSI A92.20-2018 CSA B354.6 ICES-002-Issue 6 Standard Canadian EMC

*Varies according to options and standards of the country to which the machine is delivered

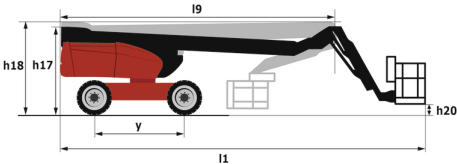
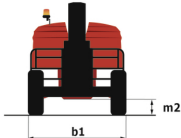
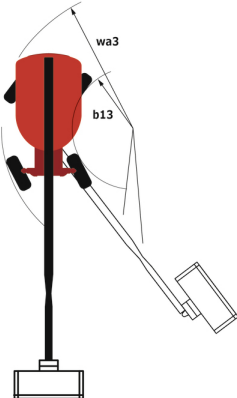
** According to "REDUCE cycle"

TJ 80+ - Load chart

Load Chart for MEWP (Imperial)



TJ 80+ - Dimensional drawing



Equipment

Standard

110 V American plug with differential circuit breaker
4 wheel drive
4 wheel steer with crab mode
Audible alarm and illuminated indicator lamp (leveling, overload, lowering)
Backup electrical pump
Battery cut-off
CAN bus technology
Continuous turret rotation
Differential locking on rear axle
Easy Manager
Electronic platform compensation
Emergency stop button in platform and on frame
Engine mounted on sliding platform
Fuel gauge with low level indicator
Hour meter
Integrated diagnostic assistance
Large basket with three entries
Lift and drive
Operator presence pedal
Oscillating front axle
Rear axle with limited slip differential
Remote control for transport
Turret orientation information
Water heater

Optional

Additional storage boxes
Biodegradable oil
Catalytic cleaner
Coded anti-start
Cold weather protection oil
Combination Radiator & Hydraulic Oil Cooler
Electric generator
Extreme cold diesel fuel
High-float tires 1046 x 444 / 41x18LL22.5
Key lock on fuel tank
Key lock on turret cover
Non-marking tyres
Panel support kit
SMS : Safe Man System
Tube support kit
Welder ready package
Working light



Head Office

B.P. 249 - 430 rue de l'Aubinière

44150 Ancenis Cedex - France

Tel: +33 (0)2 40 09 10 11 - Fax: +33 (0)2 40 09 10 97

www.manitou.com



This publication provides a description of the configuration versions and options for Manitou products, which may differ for equipment. The equipment presented in this brochure may be part of a series, as an option, or it may not be available, depending on the versions. Manitou reserves the right, at any time and without notice, to amend the specifications described and represented. The specifications provided do not bind the manufacturer. For more details, please contact your Manitou agent. This is not a contractually binding document. The presentation of the products is not contractually binding. List of specifications non-exhaustive. The logos as well as the visual identity of the company are owned by Manitou and cannot be used without authorisation. All rights reserved. The photos and diagrams contained in this brochure are only provided for consultation and information purposes.

MANITOU BF SA - Limited company with board of directors - Share capital: 39,668,399 euros - 857 802 508 RCS Nantes