

Technical sheet :

ATJ 60 E

OXYGEN



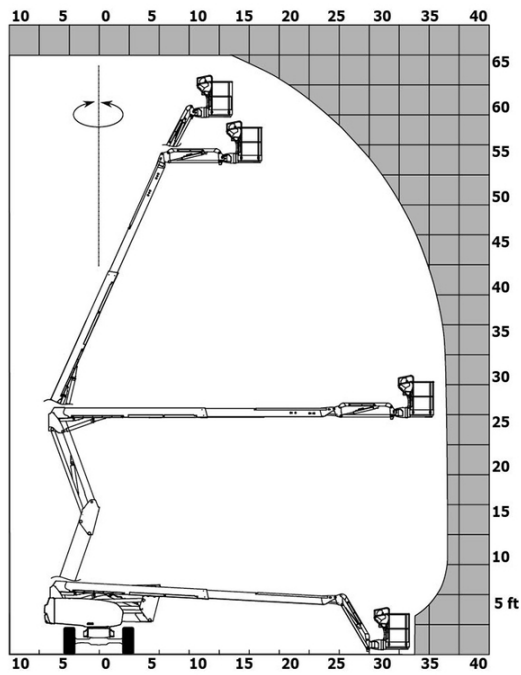
 **MANITOU**
HANDLING YOUR WORLD

Capacities		Imperial
Working height	h21	65 ft 1 in
Platform height	h7	59 ft 1 in
Maximum outreach		38 ft
Overhang		25 ft 11 in
Pendular arm rotation (top / bottom)		+65 ° / -60 °
Platform capacity	Q	500 lb
Turret rotation		350 °
Platform rotation (right / left)		90 ° / 90 °
Number of people (indoor / outdoor)		2 / 2
Weight and dimensions		
Platform weight*		15653 lb
Platform dimensions (length x width)	lp / ep	5 ft 11 in x 2 ft 6 in
Floor height (access)	h20	1 ft 4 in
Overall length	l1	27 ft 4 in
Overall width	b1	7 ft 7 in
Overall height	h17	8 ft 1 in
Overall length (stowed)	l9	19 ft 11 in
Overall height (stowed)	h18 ***	8 ft 8 in
Counterweight offset (turret at 90°)	a7	2 ft 1 in
External turning radius	Wa3	17 ft 5 in
Ground clearance at centre of wheelbase	m2	1 ft 3 in
Wheelbase	y	7 ft 7 in
Performances		
Drive speed - stowed		3 mph
Drive speed - raised		0.40 mph
Gradeability		40 %
Permissible leveling		4 °
Wheels		
Tires type		Solid non-marking tires
Standard tires		36 x 15 D610 / 910 x 370 mm
Drive wheels (front / rear)		2 / 2
Steering wheels (front / rear)		2 / 0
Braking wheels (front / rear)		0 / 2
Engine/Battery		
Battery voltage		48 V
Number of batteries / Battery nominal voltage / Battery capacity		1 / 48 V / 480 Ah
Battery energy		22 kWh
On-board charger (V / A)		48 V / 60 A
Miscellaneous		
Number of cycles with STD Battery (HIRD)		41
Ground Pressure		160 PSI
Hydraulic Pressure		3481 PSI
Hydraulic tank capacity		6 US gal
Sound pressure level (platform work station) (LpA)		70 dB
Vibration on hands/arms		< 8 ft/s²
Standards compliance		
This machine is in compliance with:		ANSI A92.20-2018 CSA B354.6 ICES-002-Issue 6 Standard Canadian EMC

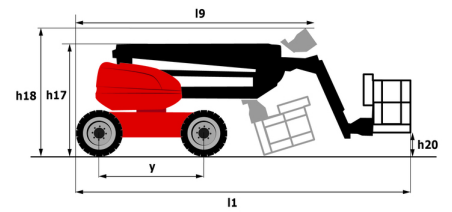
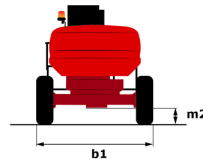
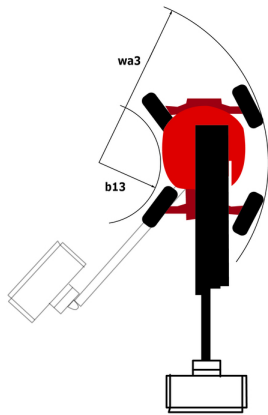
*Varies according to options and standards of the country to which the machine is delivered

ATJ 60 e - Load chart

Load Chart for MEWP (Imperial)



ATJ 60 e - Dimensional drawing



Equipment

Standard

4 simultaneous movements
4 wheel drive
Audible alarm and illuminated indicator lamp (leveling, overload, lowering)
Backup electrical pump
Basket controls protection
Battery reserve mode
Biodegradable oil
CAN bus technology
Cumulative lifting and driving functions
Differential locking on rear axle
Driver presence pedal
Easy Manager
Electric plug - 110V - In the basket - With differential circuit breaker - USA (B) type
Emergency stop button in platform and on frame
Flat Led Rotating Beacon
Galvanized basket - Width: 1800 mm (5 ft. 11 in.) + Side swing gate
Integrated diagnostic assistance
Large color screen on turret
Lead acid batteries
Multi-voltage onboard charger - 48V - 35A - ZIVAN - Gel - Single-phase
Non-marking tires
Oscillating front axle
Screen information in the basket
Secondary Protection System (SPS)
Simplified lift system
Simultaneous steering and turret rotation functions
Toolbox
Travel possible at maximum height
Turret orientation detection
Turret orientation detector
Two electric motors of 8.5kW and 16kW

Optional

Antitheft digicode
Biodegradable oil
Charger plug - 110V - 16A - United Kingdom (G) type
Compressed air pipe pre-fitting
Electric plug - 110V - In the basket - With differential circuit breaker - Canada (B) type
Galvanized basket - Width: 1500 mm (4 ft. 11 in.) + Side swing gate
Galvanized basket - Width: 1800 mm (5 ft. 11 in.)
Hydraulic oil pre-heater
Key lock on turret cover
Secondary Protection System (SPS)
Water pre-fitting
Working headlight in platform

**Head Office**

B.P. 249 - 430 rue de l'Aubinière
44150 Ancenis Cedex - France

Tel: +33 (0)2 40 09 10 11 - Fax: +33 (0)2 40 09 10 97

www.manitou.com



This publication provides a description of the configuration versions and options for Manitou products, which may differ for equipment. The equipment presented in this brochure may be part of a series, as an option, or it may not be available, depending on the versions. Manitou reserves the right, at any time and without notice, to amend the specifications described and represented. The specifications provided do not bind the manufacturer. For more details, please contact your Manitou agent. This is not a contractually binding document. The presentation of the products is not contractually binding. List of specifications non-exhaustive. The logos as well as the visual identity of the company are owned by Manitou and cannot be used without authorisation. All rights reserved. The photos and diagrams contained in this brochure are only provided for consultation and information purposes.

MANITOU BF SA - Limited company with board of directors - Share capital: 39,668,399 euros - 857 802 508 RCS Nantes