

GCT 3-14 +

GCT



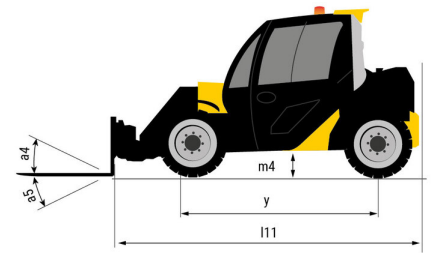
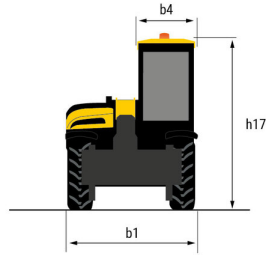
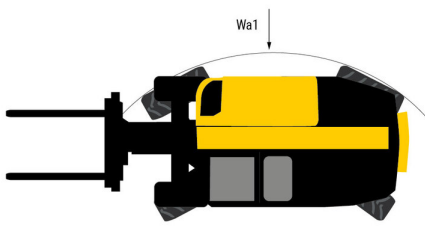
GEHL®

Capacities		Imperial
Max. capacity	Q	2650 lb
Max. lifting height	h3	14 ft 1 in
Max. outreach		8 ft 7 in
Reach at max. height		3 ft 3 in
Breakout force with bucket		1880 daN
Weight and dimensions		
Shipping mass (min. / max.)		5952 lb / 6393 lb
Ground clearance	m4	11 in
Wheelbase	y	7 ft
Overall length to carriage (with hitch)	l11	11 ft 5 in
Front overhang		2 ft 6 in
Overall width	b1	4 ft 11 in
Overall cab width	b4	2 ft 2 in
Overall height	h17	6 ft 4 in
Tilt-down angle	a5	116 °
Tilt-up angle	a4	23 °
External turning radius (over tyres)	Wa1	8 ft 7 in
Performances		
Lifting		8.80 s
Lowering		7 s
Extension		6.40 s
Retraction		4.30 s
Crowd		3.40 s
Dump		2.60 s
Engine		
Engine brand		Yanmar
Engine norm		Stage V / Tier 4 Final
Engine model		3TNV88C-DMU
Number of cylinders - Capacity of cylinders		3 - 100 in³
I.C. Engine power rating / Power		35.10 Hp / 26.20 kW
Max. torque / Engine rotation		77 ft/lbs @1950 rpm
Drawbar pull (Laden)		2000 daN
Reversible fan		Option
Engine cooling system		3 radiators (water + hydraulic oil + fuel)
HVO validated (according to EN 15940 standard)		Yes
Transmission		
Transmission type		Hydrostatic
Number of gears (forward / reverse)		2 / 2
Max. travel speed (may vary according to applicable regulations)		16 mph
Differential lock		Limited slip differential on front and rear axles
Parking brake		Automatic negative parking brake
Service brake		Hydraulic servo brake
Hydraulics		
Hydraulic pump type		Gear pump
Hydraulic flow - Pressure		13 US gpm - 3408 PSI
Flow sharing distributor		Standard
Tank capacities		
Hydraulic oil		10 US gal
Fuel tank		9 US gal
Noise and vibration		
Noise at driving position (LpA) tested following NF EN 12053 norm		76 dB
Noise to environment (LwA)		104 dB
Vibration to whole hand/arm		< 2.50 m/s²
Miscellaneous		
Safety cab homologation		ROPS - FOPS level 1 cab
Controls		Joystick

Optional tires tab

Optional tires	Overall height	Overall width
ALLIANCE - A550 - 305/70 R16.5 141A5	6 ft 5 in	4 ft 11 in
CAMSO - MPT552 - 10.0/75-15.3 124A8	6 ft 4 in	4 ft 11 in
CAMSO - SKS732 - 12-16.5 145A2	6 ft 5 in	4 ft 11 in
MICHELIN - BIBSTEEL ALL TERRAIN - 300/70 R16.5 141A5	6 ft 5 in	4 ft 11 in
MICHELIN - BIBSTEEL HARD SURFACE - 300/70 R16.5 137A8	6 ft 5 in	4 ft 11 in
MITAS - TR-07 - 31x15.50-15 121A8	6 ft 4 in	5 ft 1 in
TRELLEBORG - TH400 - 11LR16 130A8	6 ft 5 in	4 ft 11 in

GCT 3-14 + - Dimensional drawing





Siège Social
P.O. Box 179 - One Gehl Way - West Bend, WI, USA 53095
Tel: (262) 334-9461 - Fax: (262) 338-7517
www.gehl.com



This brochure describes versions and configuration options for Gehl products which may be fitted with different equipment. The equipment described in this brochure may be standard, optional or not available depending on version. Gehl reserves the right to change the specifications shown and described at any time and without prior warning. The manufacturer is not liable for the specifications given. For more information, contact your Gehl dealer. Non-contractual document. Product descriptions may differ from actual products. List of specifications is not comprehensive. The logos and visual identity of the company are the property of Gehl and may not be used without authorization. All rights reserved. The photos and diagrams contained in this brochure are provided for information only.

MANITOU EQUIPMENT AMERICAS, LLC - Limited company with board of directors - Share capital: 39,668,399 euros - 857 802 508 RCS West Bend