

Technical sheet :

# ***KLEOS EB 250 D25***

---



 **MANITOU**  
HANDLING YOUR WORLD

|      | Technical characteristics                               |    | Metric              |
|------|---------------------------------------------------------|----|---------------------|
| 1.1  | Manufacturer                                            |    | Manitou             |
| 1.2  | Model Name                                              |    | Kleos EB 250 D25    |
| 1.3  | Power source                                            |    | Electrical - Lead   |
| 1.4  | Operator type                                           |    | Pedestrian          |
| 1.5  | Max. capacity                                           | Q  | 250 kg              |
| 1.6  | Load center of gravity                                  | c  | 250 mm              |
|      | Weight                                                  |    |                     |
| 2.1  | Overall weight without tools                            |    | 170 kg              |
|      | Wheels                                                  |    |                     |
| 3.1  | Tires type                                              |    | Nylon               |
| 3.2  | Dimensions of front wheels                              |    | 2x (75x65)          |
| 3.3  | Dimensions of rear wheels                               |    | 2x (150x50)         |
|      | Dimensions                                              |    |                     |
| 4.2  | Mast lowered height                                     | h1 | 1815 mm             |
| 4.5  | Mast extended height                                    | h4 | 3055 mm             |
| 4.19 | Overall length                                          | l1 | 1032 mm             |
| 4.20 | Length to face of forks                                 | l2 | 571 mm              |
| 4.21 | Overall width                                           | b1 | 710 mm              |
| 4.25 | Forks spread                                            | b5 | 529 mm              |
| 4.32 | Ground clearance at centre of wheelbase                 | m2 | 40 mm               |
|      | Performances                                            |    |                     |
| 5.2  | Lifting speed (laden / unladen)                         |    | 0.07 m/s / 0.07 m/s |
| 5.3  | Lowering speed (laden / unladen)                        |    | 0.10 m/s / 0.10 m/s |
| 5.11 | Parking brake                                           |    | Mecanic             |
|      | Engine                                                  |    |                     |
| 6.4  | Battery voltage / capacity                              |    | 12 V / 110 Ah       |
| 7.2  | Power                                                   |    | 1.20 kW             |
|      | Miscellaneous                                           |    |                     |
| 8.4  | Sound level at the driver's ear according to DIN 12 053 |    | 65 dB               |

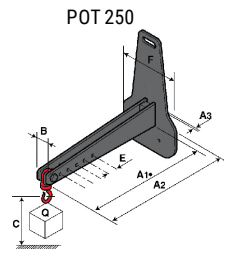
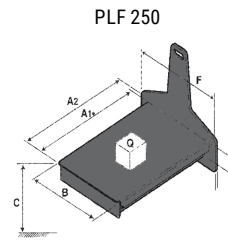
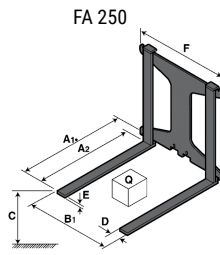
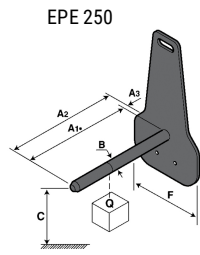
## Kleos EB 250 D25 - Dimensional drawing



## Tool characteristics

| Tool 250 kg | Attachment capacity | Center of gravity of load | A1  | A2  | B   | B1  | C   | D  | E  | E1 | E2 | F   | Weight |
|-------------|---------------------|---------------------------|-----|-----|-----|-----|-----|----|----|----|----|-----|--------|
|             | kg                  | mm                        | mm  | mm  | mm  | mm  | mm  | mm | mm | mm | mm | mm  | kg     |
| EPE 250     | 250                 | 250                       | 500 | 515 | 40  | -   | 270 | -  | -  | -  | -  | 320 | 21     |
| FA 250      | 250                 | 250                       | 500 | 540 | -   | 230 | 650 | 50 | 20 | -  | -  | 680 | 33     |
| PLF 250     | 200                 | 300                       | 620 | 635 | 500 | -   | 280 | -  | 88 | -  | -  | 630 | 40     |
| POT 250     | 150                 | 400                       | 425 | 440 | 50  | -   | 170 | -  | -  | -  | -  | 320 | 22     |

## Tools





**Head Office**

B.P. 249 - 430 rue de l'Aubinière

44150 Ancenis Cedex - France

Tel: +33 (0)2 40 09 10 11 - Fax: +33 (0)2 40 09 10 97

[www.manitou.com](http://www.manitou.com)



This publication provides a description of the configuration versions and options for Manitou products, which may differ for equipment. The equipment presented in this brochure may be part of a series, as an option, or it may not be available, depending on the versions. Manitou reserves the right, at any time and without notice, to amend the specifications described and represented. The specifications provided do not bind the manufacturer. For more details, please contact your Manitou agent. This is not a contractually binding document. The presentation of the products is not contractually binding. List of specifications non-exhaustive. The logos as well as the visual identity of the company are owned by Manitou and cannot be used without authorisation. All rights reserved. The photos and diagrams contained in this brochure are only provided for consultation and information purposes.

MANITOU BF SA - Limited company with board of directors - Share capital: 39,668,399 euros - 857 802 508 RCS Nantes